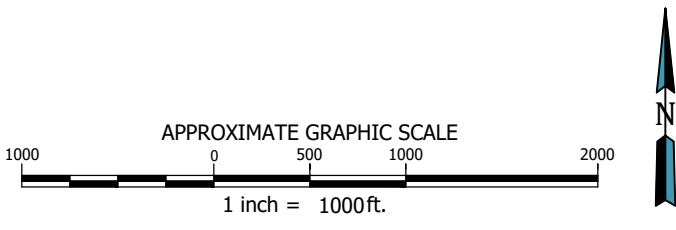


2022/01/28 10:35 AM BOUNDARY

LEGEND

- APPROXIMATE PROPERTY BOUNDARY
- PASSIVE SAMPLER LOCATION

SOURCE: REGULAR MONITORING POINT LOCATION DATA FROM PHILADELPHIA ENERGY SOLUTIONS 2019 Q3 REPORT, DATED NOVEMBER 14, 2019.



SOURCE: IMAGE ADAPTED FROM GOOGLE EARTH IMAGERY DATED JULY 2017.
 COPYRIGHT © 2022 WEAVER CONSULTANTS GROUP. ALL RIGHTS RESERVED.

PREPARED FOR:
HILCO REDEVELOPMENT PARTNERS, LLC

PES FENCE LINE MONITORING POINTS
 PES REFINERY
 3144 PASSYUNK AVENUE
 PHILADELPHIA, PA
 REUSE OF DOCUMENTS
THIS DOCUMENT, AND THE DESIGNS INCORPORATED HEREIN, AS AN INSTRUMENT OF PROFESSIONAL SERVICE, IS THE PROPERTY OF WEAVER CONSULTANTS GROUP, AND IS NOT TO BE USED IN WHOLE OR IN PART, WITHOUT THE WRITTEN AUTHORIZATION OF WEAVER CONSULTANTS GROUP.

Weaver Consultants Group
 CHICAGO, ILLINOIS
 (312) 922-1030 www.wcgrp.com

DRAWN BY:	RMD
REVIEWED BY:	RS
DATE:	1/31/2022
FILE:	3497-362-01
CAD:	Site Layout2022.dwg
FIGURE 1	

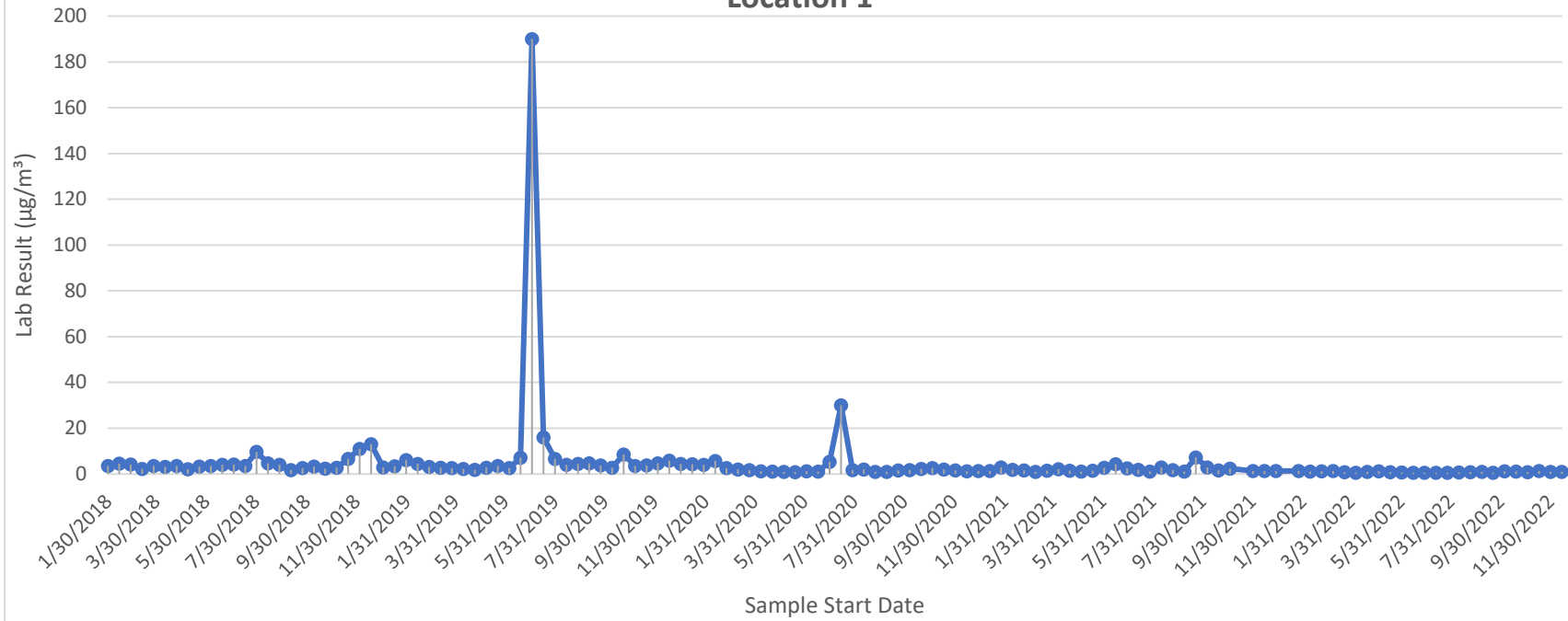
December 2022 Sample Data								
Location	Sample Start Date (without time)	Sample Start Date	Sample End Date	Compound	Lab Result ($\mu\text{g}/\text{m}^3$)	Sample Type	Lab Qualifier	Outlier
1	11/30/2022	11/30/2022 11:20 AM	12/14/2022 07:37 AM	Benzene	1.0	Sample		No
2	11/30/2022	11/30/2022 11:25 AM	12/14/2022 07:41 AM	Benzene	0.85	Sample		No
4	11/30/2022	11/30/2022 12:26 PM	12/14/2022 08:56 AM	Benzene	0.90	Sample		No
5	11/30/2022	11/30/2022 11:08 AM	12/14/2022 07:17 AM	Benzene	0.88	Sample		No
6	11/30/2022	11/30/2022 12:00 PM	12/14/2022 08:15 AM	Benzene	0.87	Sample		No
7	11/30/2022	11/30/2022 11:51 AM	12/14/2022 08:07 AM	Benzene	0.97	Sample		No
8	11/30/2022	11/30/2022 11:47 AM	12/14/2022 08:02 AM	Benzene	0.90	Sample		No
10	11/30/2022	11/30/2022 10:41 AM	12/14/2022 06:52 AM	Benzene	0.82	Sample		No
11	11/30/2022	11/30/2022 11:14 AM	12/14/2022 07:31 AM	Benzene	0.97	Sample		No
12	11/30/2022	11/30/2022 10:54 AM	12/14/2022 07:03 AM	Benzene	0.70	Sample		No
13	11/30/2022	11/30/2022 12:13 PM	12/14/2022 08:35 AM	Benzene	1.2	Sample		No
14	11/30/2022	11/30/2022 12:05 PM	12/14/2022 08:19 AM	Benzene	1.3	Sample		No
16	11/30/2022	11/30/2022 12:19 PM	12/14/2022 08:44 AM	Benzene	1.8	Sample		No
17	11/30/2022	11/30/2022 11:39 AM	12/14/2022 07:54 AM	Benzene	1.6	Sample		No
18	11/30/2022	11/30/2022 11:09 AM	12/14/2022 07:20 AM	Benzene	0.98	Sample		No
20	11/30/2022	11/30/2022 12:16 PM	12/14/2022 08:40 AM	Benzene	1.2	Sample		No
21	11/30/2022	11/30/2022 10:57 AM	12/14/2022 07:07 AM	Benzene	1.0	Sample		No
22	11/30/2022	11/30/2022 11:04 AM	12/14/2022 07:13 AM	Benzene	0.82	Sample		No
23	11/30/2022	11/30/2022 10:50 AM	12/14/2022 07:01 AM	Benzene	0.72	Sample		No
24	11/30/2022	11/30/2022 12:23 PM	12/14/2022 08:52 AM	Benzene	2.4	Sample		No
25	11/30/2022	11/30/2022 11:31 AM	12/14/2022 07:47 AM	Benzene	0.19	Sample	U	No
26	11/30/2022	11/30/2022 10:44 AM	12/14/2022 06:55 AM	Benzene	0.79	Sample		No
27	11/30/2022	11/30/2022 11:28 AM	12/14/2022 07:44 AM	Benzene	0.92	Sample		No
28	11/30/2022	11/30/2022 11:56 AM	12/14/2022 08:10 AM	Benzene	0.84	Sample		No
31	11/30/2022	11/30/2022 11:17 AM	12/14/2022 07:34 AM	Benzene	1.2	Sample		No
32	11/30/2022	11/30/2022 11:01 AM	12/14/2022 07:09 AM	Benzene	1.0	Sample		No
33	11/30/2022	11/30/2022 12:08 PM	12/14/2022 08:28 AM	Benzene	3.7	Sample		No
34	11/30/2022	11/30/2022 10:38 AM	12/14/2022 06:48 AM	Benzene	0.76	Sample		No
35	11/30/2022	11/30/2022 10:34 AM	12/14/2022 06:42 AM	Benzene	0.80	Sample		No
36	11/30/2022	11/30/2022 12:30 PM	12/14/2022 09:05 AM	Benzene	0.76	Sample		No
37	11/30/2022	11/30/2022 10:28 AM	12/14/2022 06:38 AM	Benzene	0.75	Sample		No
1	12/14/2022	12/14/2022 07:37 AM	12/28/2022 10:01 AM	Benzene	1.0	Sample	CN	No
2	12/14/2022	12/14/2022 07:41 AM	12/28/2022 10:04 AM	Benzene	0.99	Sample	CN	No
4	12/14/2022	12/14/2022 08:56 AM	12/28/2022 11:10 AM	Benzene	1.2	Sample	CN	No
5	12/14/2022	12/14/2022 07:17 AM	12/28/2022 09:44 AM	Benzene	1.2	Sample	CN	No
6	12/14/2022	12/14/2022 08:15 AM	12/28/2022 10:42 AM	Benzene	1.1	Sample	CN	No
7	12/14/2022	12/14/2022 08:07 AM	12/28/2022 10:31 AM	Benzene	1.6	Sample	CN	No
8	12/14/2022	12/14/2022 08:02 AM	12/28/2022 10:28 AM	Benzene	1.1	Sample	CN	No
10	12/14/2022	12/14/2022 06:52 AM	12/28/2022 09:12 AM	Benzene	1.0	Sample	CN	No
11	12/14/2022	12/14/2022 07:31 AM	12/28/2022 09:55 AM	Benzene	1.2	Sample	CN	No
12	12/14/2022	12/14/2022 07:03 AM	12/28/2022 09:27 AM	Benzene	1.2	Sample	CN	No
13	12/14/2022	12/14/2022 08:35 AM	12/28/2022 10:53 AM	Benzene	1.8	Sample	CN	No
14	12/14/2022	12/14/2022 08:19 AM	12/28/2022 10:46 AM	Benzene	2.9	Sample	CN	No
16	12/14/2022	12/14/2022 08:44 AM	12/28/2022 11:00 AM	Benzene	3.0	Sample	CN	No
17	12/14/2022	12/14/2022 07:54 AM	12/28/2022 10:19 AM	Benzene	1.5	Sample	CN	No
18	12/14/2022	12/14/2022 07:20 AM	12/28/2022 09:48 AM	Benzene	5.0	Sample	CN	No
20	12/14/2022	12/14/2022 08:40 AM	12/28/2022 10:57 AM	Benzene	1.6	Sample	CN	No
21	12/14/2022	12/14/2022 07:07 AM	12/28/2022 09:34 AM	Benzene	1.1	Sample	CN	No
22	12/14/2022	12/14/2022 07:13 AM	12/28/2022 09:39 AM	Benzene	0.97	Sample	CN	No
23	12/14/2022	12/14/2022 07:01 AM	12/28/2022 09:21 AM	Benzene	0.93	Sample	CN	No
24	12/14/2022	12/14/2022 08:52 AM	12/28/2022 11:07 AM	Benzene	1.5	Sample	CN	No
25	12/14/2022	12/14/2022 07:47 AM	12/28/2022 10:10 AM	Benzene	1.0	Sample	D,CN	No
26	12/14/2022	12/14/2022 06:55 AM	12/28/2022 09:15 AM	Benzene	0.98	Sample	CN	No
27	12/14/2022	12/14/2022 07:44 AM	12/28/2022 10:07 AM	Benzene	1.0	Sample	CN	No
28	12/14/2022	12/14/2022 08:10 AM	12/28/2022 10:37 AM	Benzene	1.2	Sample	CN	No
31	12/14/2022	12/14/2022 07:34 AM	12/28/2022 09:57 AM	Benzene	1.2	Sample	CN	No
32	12/14/2022	12/14/2022 07:09 AM	12/28/2022 09:36 AM	Benzene	1.3	Sample	CN	No
33	12/14/2022	12/14/2022 08:28 AM	12/28/2022 10:51 AM	Benzene	12.0	Sample	CN	No
34	12/14/2022	12/14/2022 06:48 AM	12/28/2022 09:10 AM	Benzene	1.0	Sample	CN	No
35	12/14/2022	12/14/2022 06:42 AM	12/28/2022 09:05 AM	Benzene	0.99	Sample	CN	No
36	12/14/2022	12/14/2022 09:05 AM	12/28/2022 11:18 AM	Benzene	1.1	Sample	CN	No
37	12/14/2022	12/14/2022 06:38 AM	12/28/2022 09:00 AM	Benzene	0.91	Sample	CN	No

Quality Control Data							
Location	Sample Start Date	Sample End Date	Compound	Lab Result ($\mu\text{g}/\text{m}^3$)	Sample Type	Lab Qualifier	Outlier
35	11/30/2022 10:34 AM	12/14/2022 06:42 AM	Benzene	0.81	Duplicate		No
12	11/30/2022 10:54 AM	12/14/2022 07:03 AM	Benzene	0.75	Duplicate		No
27	11/30/2022 11:28 AM	12/14/2022 07:44 AM	Benzene	0.88	Duplicate		No
28	11/30/2022 11:56 AM	12/14/2022 08:10 AM	Benzene	0.19	Blank	U	No
4	11/30/2022 12:26 PM	12/14/2022 08:56 AM	Benzene	0.19	Blank	U	No
34	12/14/2022 06:48 AM	12/28/2022 09:10 AM	Benzene	1.0	Duplicate	CN	No
21	12/14/2022 07:07 AM	12/28/2022 09:34 AM	Benzene	1.0	Duplicate	CN	No
18	12/14/2022 07:20 AM	12/28/2022 09:48 AM	Benzene	5.1	Duplicate	CN	No
25	12/14/2022 07:47 AM	12/28/2022 10:10 AM	Benzene	0.19	Blank	U	No
36	12/14/2022 09:05 AM	12/28/2022 11:18 AM	Benzene	0.19	Blank	U	No

December 2022 Summary Statistics		Units
Number of Observations =	62	
Minimum =	0.19	$\mu\text{g}/\text{m}^3$
Maximum =	12.0	$\mu\text{g}/\text{m}^3$
Mean =	1.4	$\mu\text{g}/\text{m}^3$
Median =	1.0	$\mu\text{g}/\text{m}^3$
# of values > 9 $\mu\text{g}/\text{m}^3$ =	1	
% of results > 9 $\mu\text{g}/\text{m}^3$ =	2%	

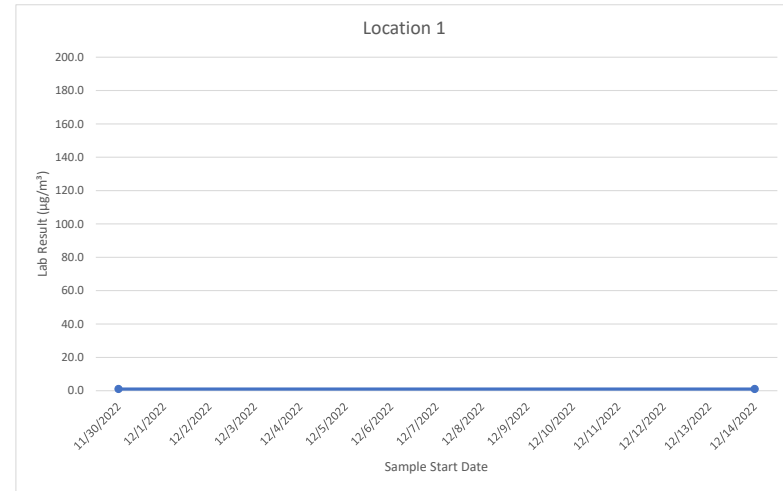


Location 1

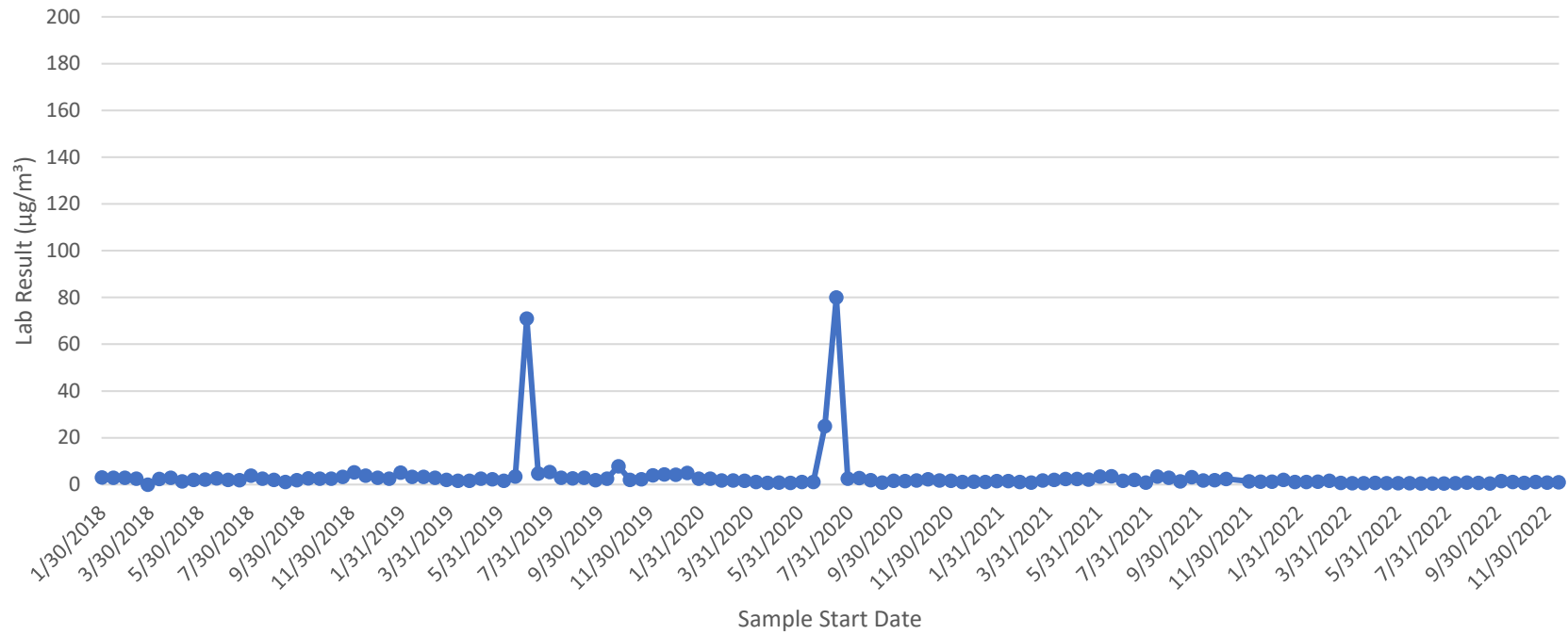


Location 1 Sample Data							
Sample Start Date (without time)	Sample Start Date	Sample End Date	Compound	Lab Result ($\mu\text{g}/\text{m}^3$)	Sample Type	Lab Qualifier	Outlier
11/30/2022	11/30/2022 11:20 AM	12/14/2022 07:37 AM	Benzene	1.0	Sample		No
12/14/2022	12/14/2022 07:37 AM	12/28/2022 10:01 AM	Benzene	1.0	Sample	CN	No

Location 1 Summary Statistics	
Number of Observations = 2	Units
Minimum = 1.0	$\mu\text{g}/\text{m}^3$
Maximum = 1.0	$\mu\text{g}/\text{m}^3$
Mean = 1.0	$\mu\text{g}/\text{m}^3$
Median = 1.0	$\mu\text{g}/\text{m}^3$

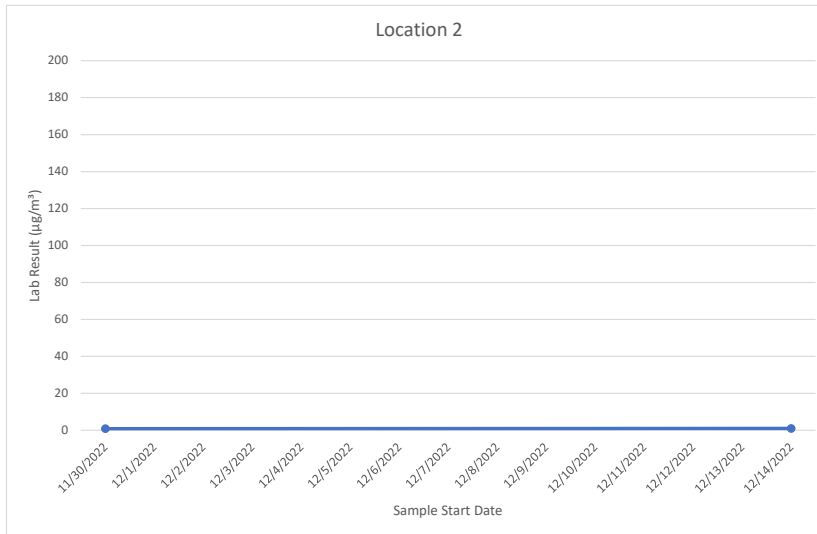


Location 2

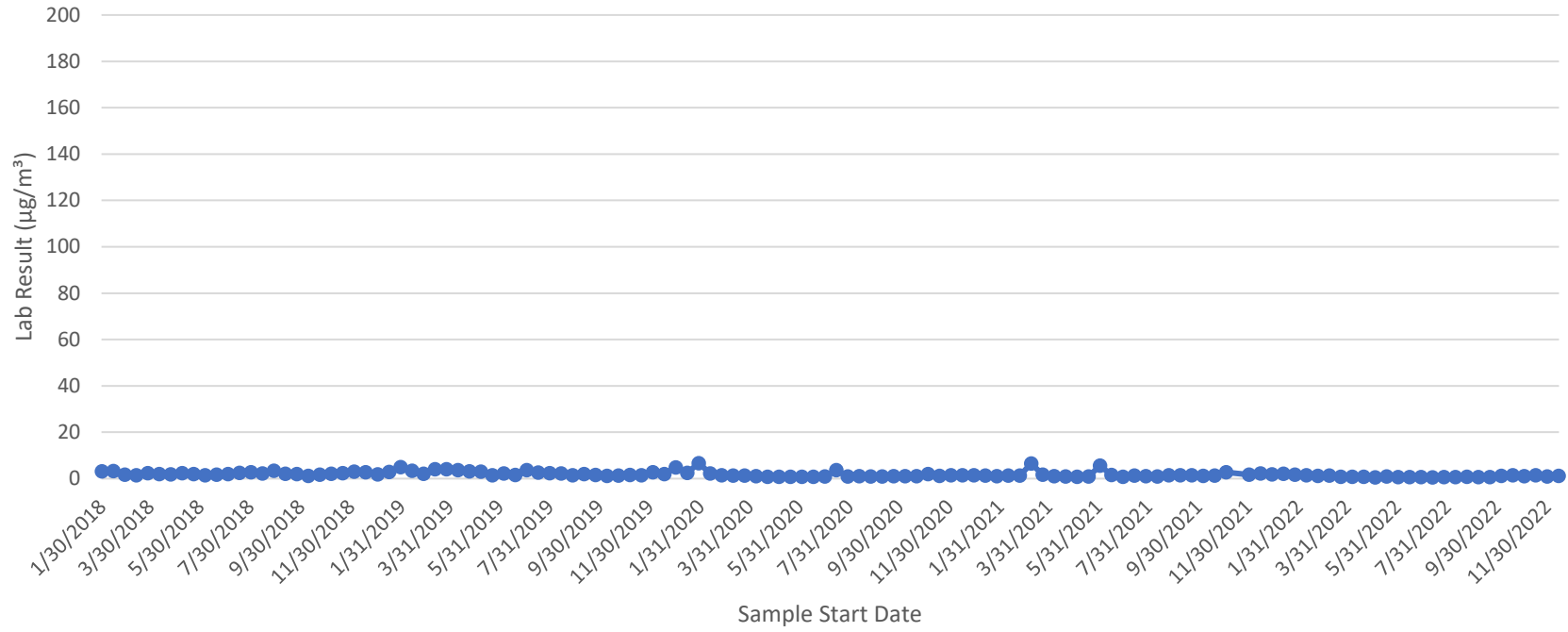


Location 2 Sample Data						
Sample Start Date (without time)	Sample Start Date	Sample End Date	Compound	Lab Result ($\mu\text{g}/\text{m}^3$)	Lab Qualifier	Outlier
11/30/2022	11/30/2022 11:25 AM	12/14/2022 07:41 AM	Benzene	0.85		No
12/14/2022	12/14/2022 07:41 AM	12/28/2022 10:04 AM	Benzene	0.99	CN	No

Loc 2 Summary Statistics	
Number of Observations = 2	Units
Minimum = 0.85	$\mu\text{g}/\text{m}^3$
Maximum = 0.99	$\mu\text{g}/\text{m}^3$
Mean = 0.92	$\mu\text{g}/\text{m}^3$
Median = 0.92	$\mu\text{g}/\text{m}^3$

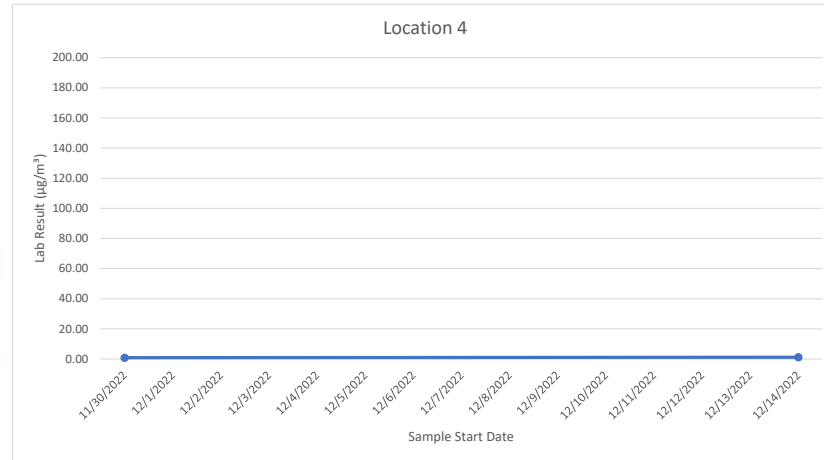


Location 4

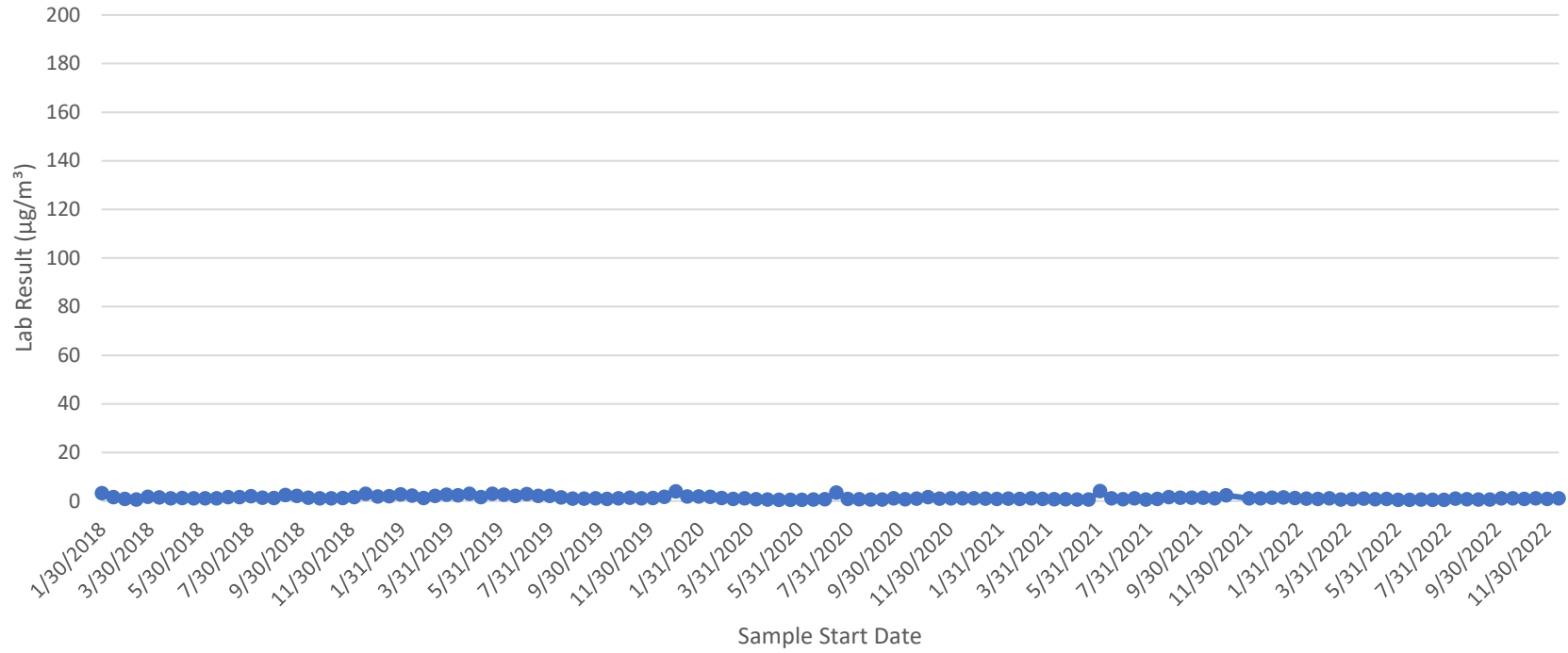


Location 4 Sample Data						
Sample Start Date (without time)	Sample Start Date	Sample End Date	Compound	Lab Result ($\mu\text{g}/\text{m}^3$)	Lab Qualifier	Outlier
11/30/2022	11/30/2022 12:26 PM	12/14/2022 08:56 AM	Benzene	0.90		No
12/14/2022	12/14/2022 08:56 AM	12/28/2022 11:10 AM	Benzene	1.2	CN	No

Loc 4 Summary Statistics	
Number of Observations = 2	Units
Minimum = 0.90	$\mu\text{g}/\text{m}^3$
Maximum = 1.2	$\mu\text{g}/\text{m}^3$
Mean = 1.1	$\mu\text{g}/\text{m}^3$
Median = 1.1	$\mu\text{g}/\text{m}^3$

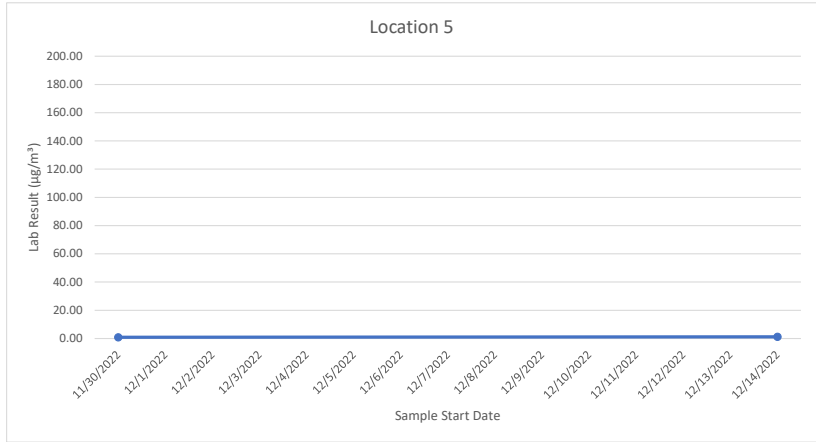


Location 5

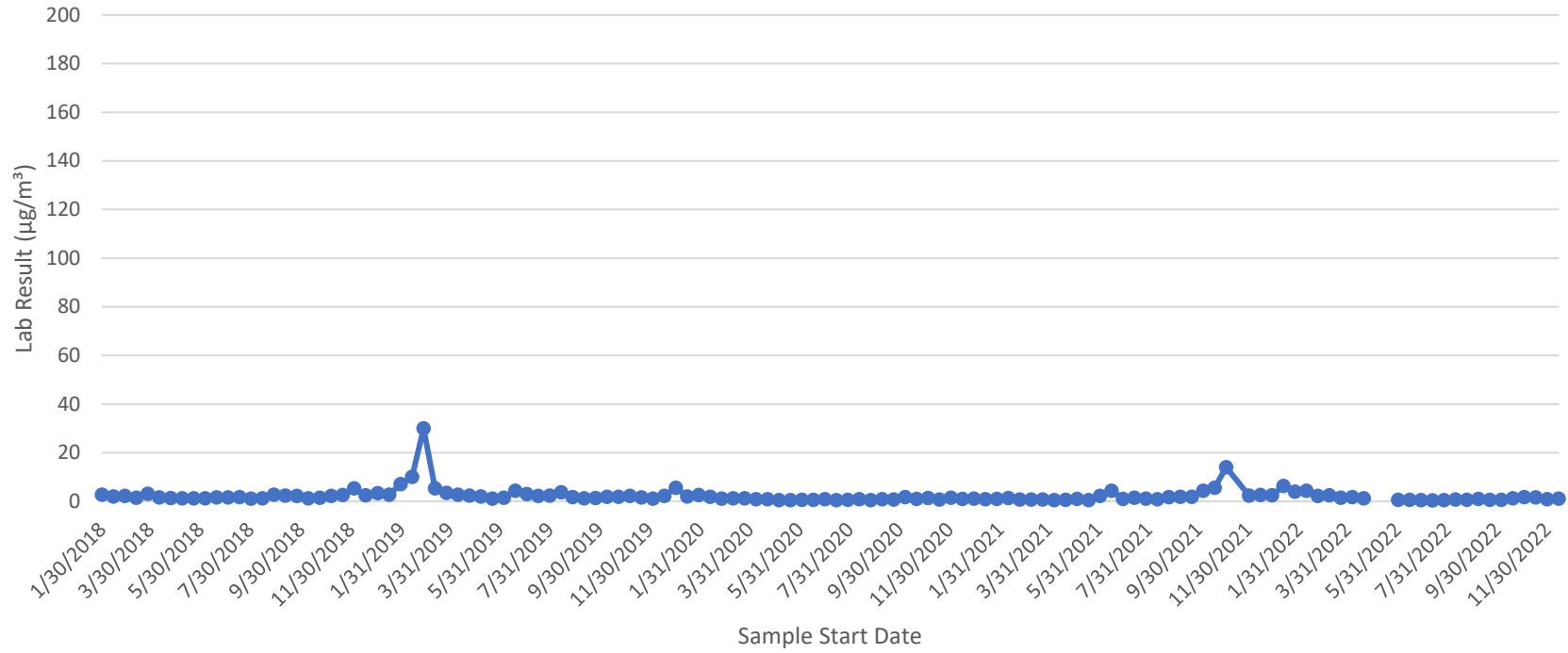


Location 5 Sample Data						
Sample Start Date (without date)	Sample Start Date	Sample End Date	Compound	Lab Result ($\mu\text{g}/\text{m}^3$)	Lab Qualifier	Outlier
11/30/2022	11/30/2022 11:08 AM	12/14/2022 07:17 AM	Benzene	0.88		No
12/14/2022	12/14/2022 07:17 AM	12/28/2022 09:44 AM	Benzene	1.2	CN	No

Loc 5 Summary Statistics	
Number of Observations = 2	Units
Minimum = 0.88	$\mu\text{g}/\text{m}^3$
Maximum = 1.2	$\mu\text{g}/\text{m}^3$
Mean = 1.0	$\mu\text{g}/\text{m}^3$
Median = 1.0	$\mu\text{g}/\text{m}^3$

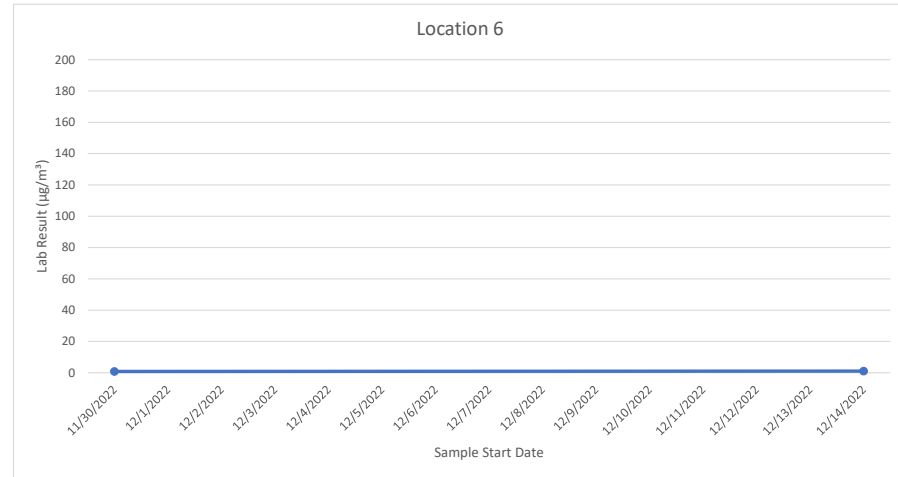


Location 6

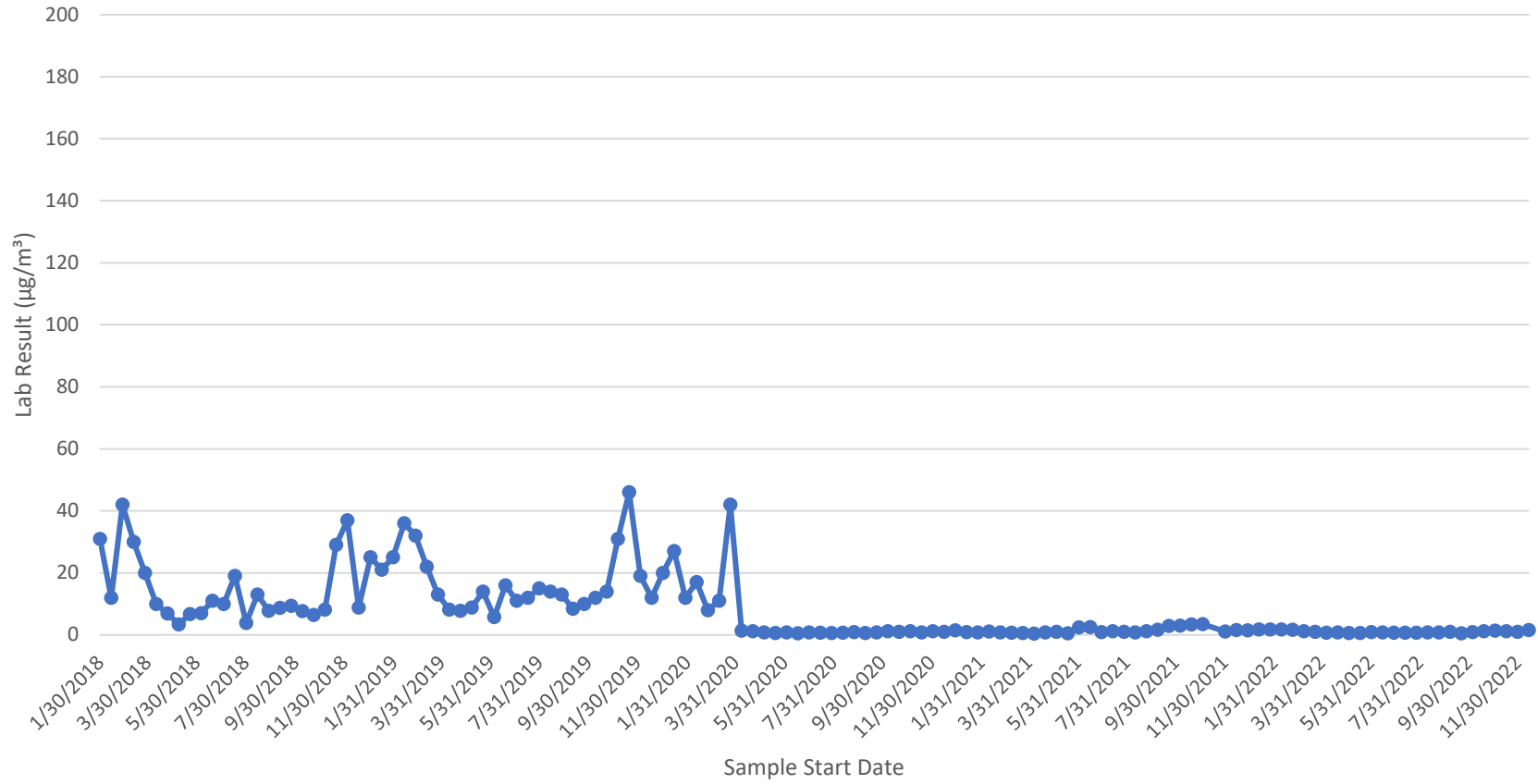


Location 6 Sample Data						
Sample Start Date (without time)	Sample Start Date	Sample End Date	Compound	Lab Result ($\mu\text{g}/\text{m}^3$)	Lab Qualifier	Outlier
11/30/2022	11/30/2022 12:00 PM	12/14/2022 08:15 AM	Benzene	0.87		No
12/14/2022	12/14/2022 08:15 AM	12/28/2022 10:42 AM	Benzene	1.1	CN	No

Loc 6 Summary Statistics	
Number of Observations = 2	Units
Minimum = 0.87	$\mu\text{g}/\text{m}^3$
Maximum = 1.1	$\mu\text{g}/\text{m}^3$
Mean = 1.0	$\mu\text{g}/\text{m}^3$
Median = 1.0	$\mu\text{g}/\text{m}^3$

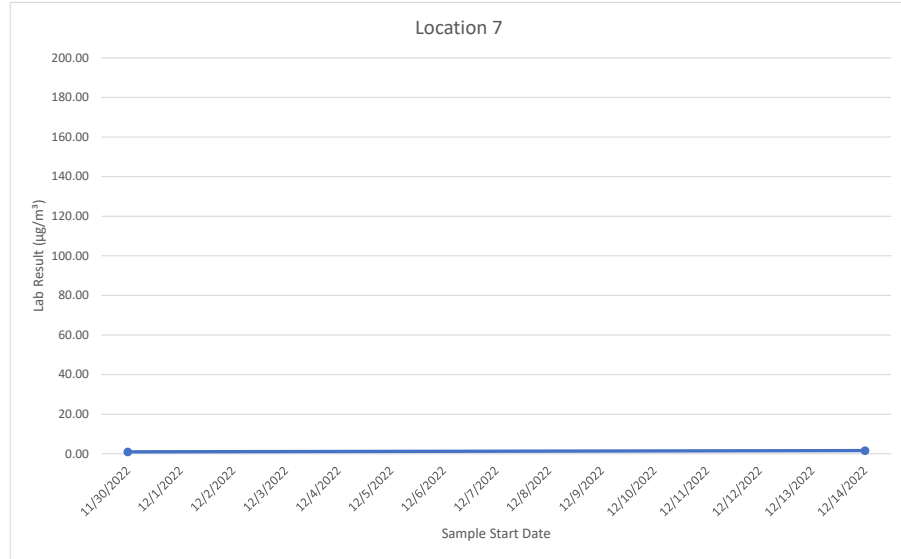


Location 7

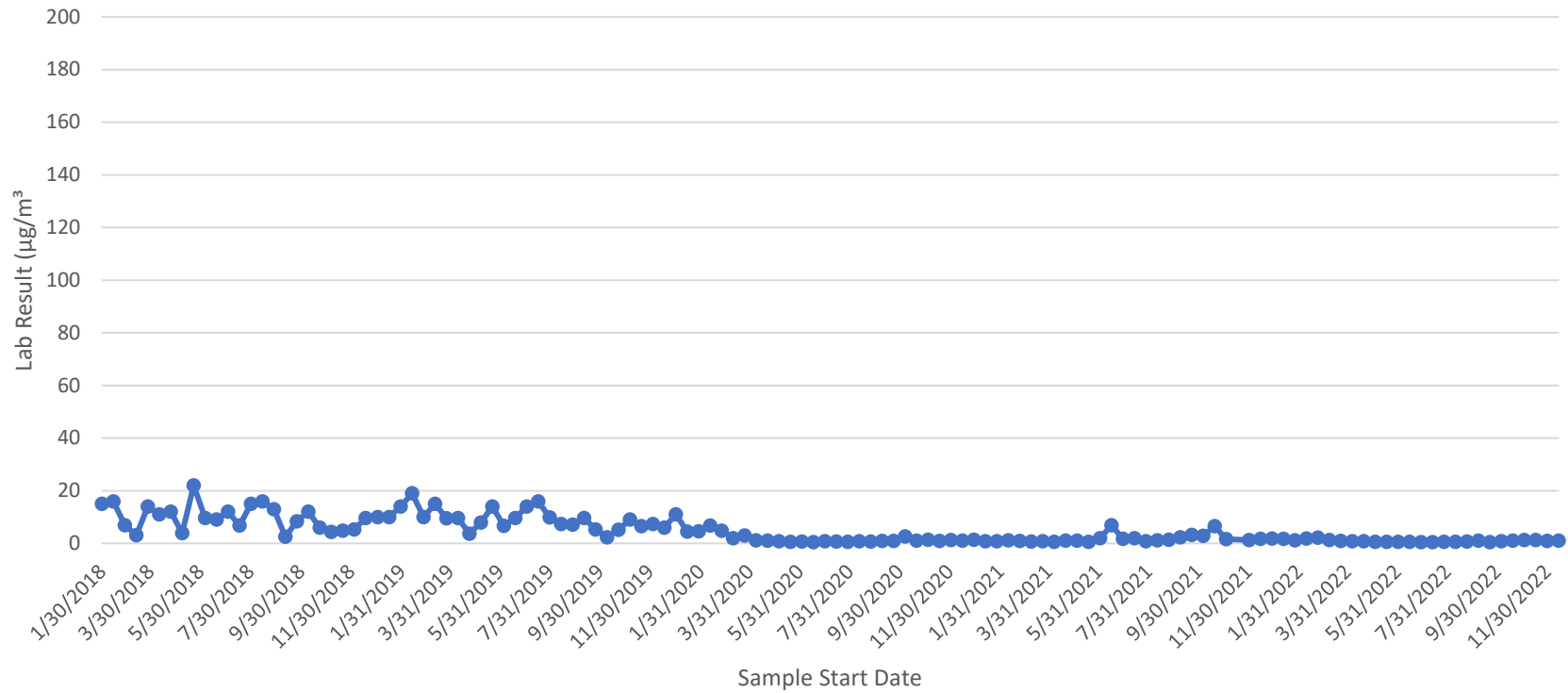


Location 7 Sample Data						
Sample Start Date (without time)	Sample Start Date	Sample End Date	Compound	Lab Result ($\mu\text{g}/\text{m}^3$)	Lab Qualifier	Outlier
11/30/2022	11/30/2022 11:51 AM	12/14/2022 08:07 AM	Benzene	0.97		No
12/14/2022	12/14/2022 08:07 AM	12/28/2022 10:31 AM	Benzene	1.6	CN	No

Loc 7 Summary Statistics	
Number of Observations =	2
Minimum =	0.97 $\mu\text{g}/\text{m}^3$
Maximum =	1.6 $\mu\text{g}/\text{m}^3$
Mean =	1.3 $\mu\text{g}/\text{m}^3$
Median =	1.3 $\mu\text{g}/\text{m}^3$

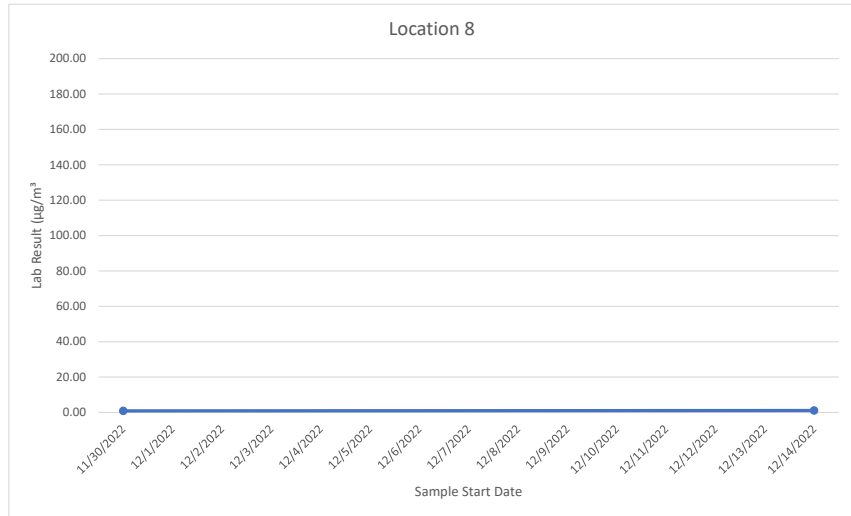


Location 8

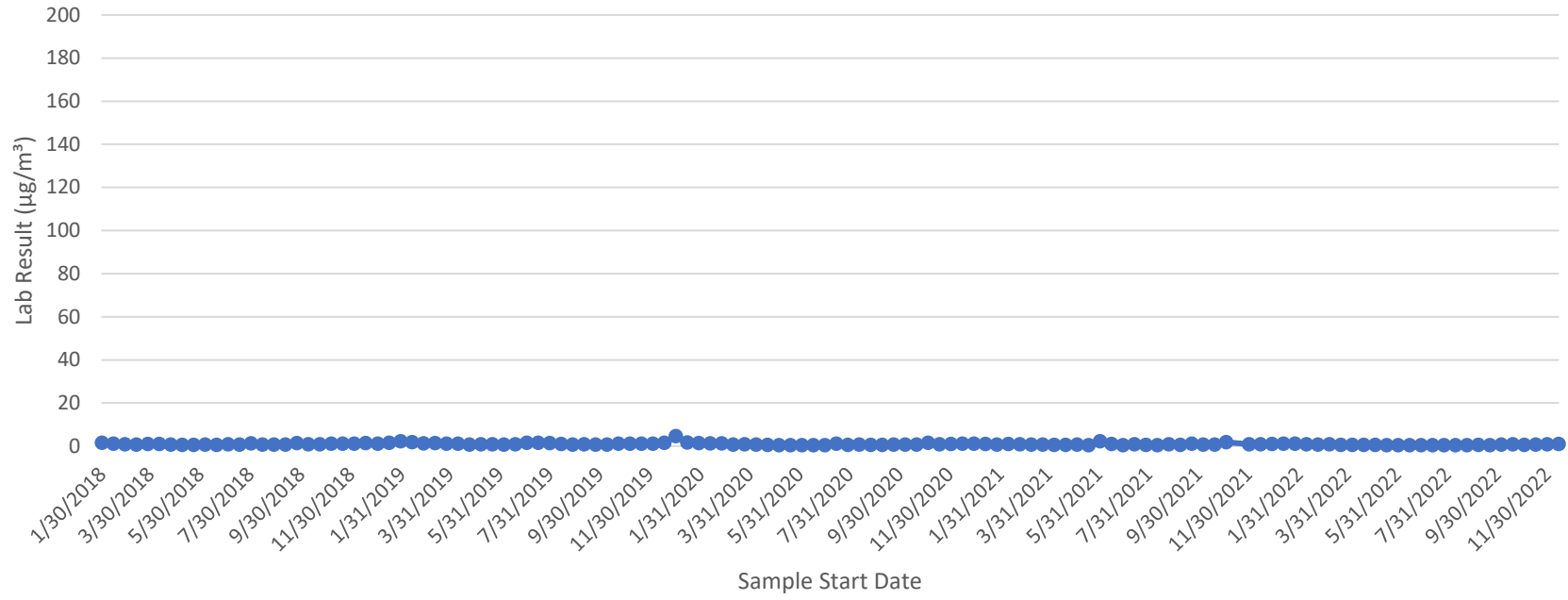


Location 8 Sample Data						
Sample Start Date (without time)	Sample Start Date	Sample End Date	Compound	Lab Result ($\mu\text{g}/\text{m}^3$)	Lab Qualifier	Outlier
11/30/2022	11/30/2022 11:47 AM	12/14/2022 08:02 AM	Benzene	0.90		No
12/14/2022	12/14/2022 08:02 AM	12/28/2022 10:28 AM	Benzene	1.1	CN	No

Loc 8 Summary Statistics	
Number of Observations = 2	Units
Minimum = 0.90	$\mu\text{g}/\text{m}^3$
Maximum = 1.1	$\mu\text{g}/\text{m}^3$
Mean = 1.0	$\mu\text{g}/\text{m}^3$
Median = 1.0	$\mu\text{g}/\text{m}^3$

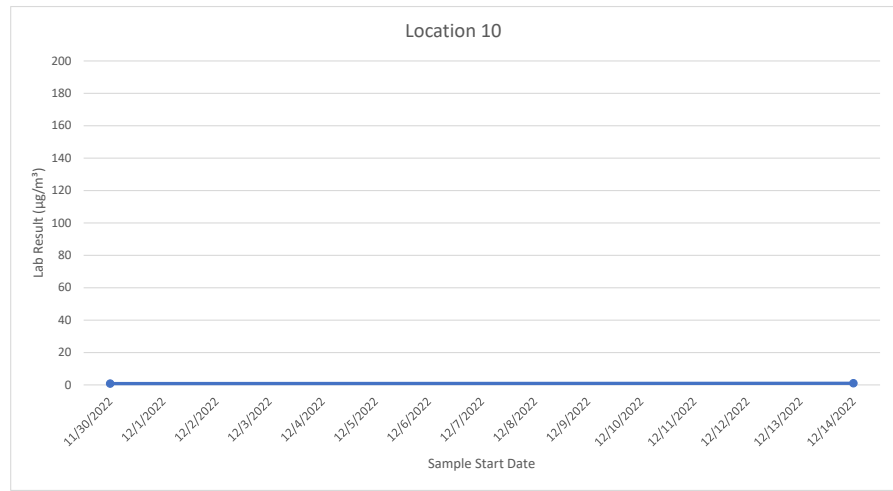


Location 10

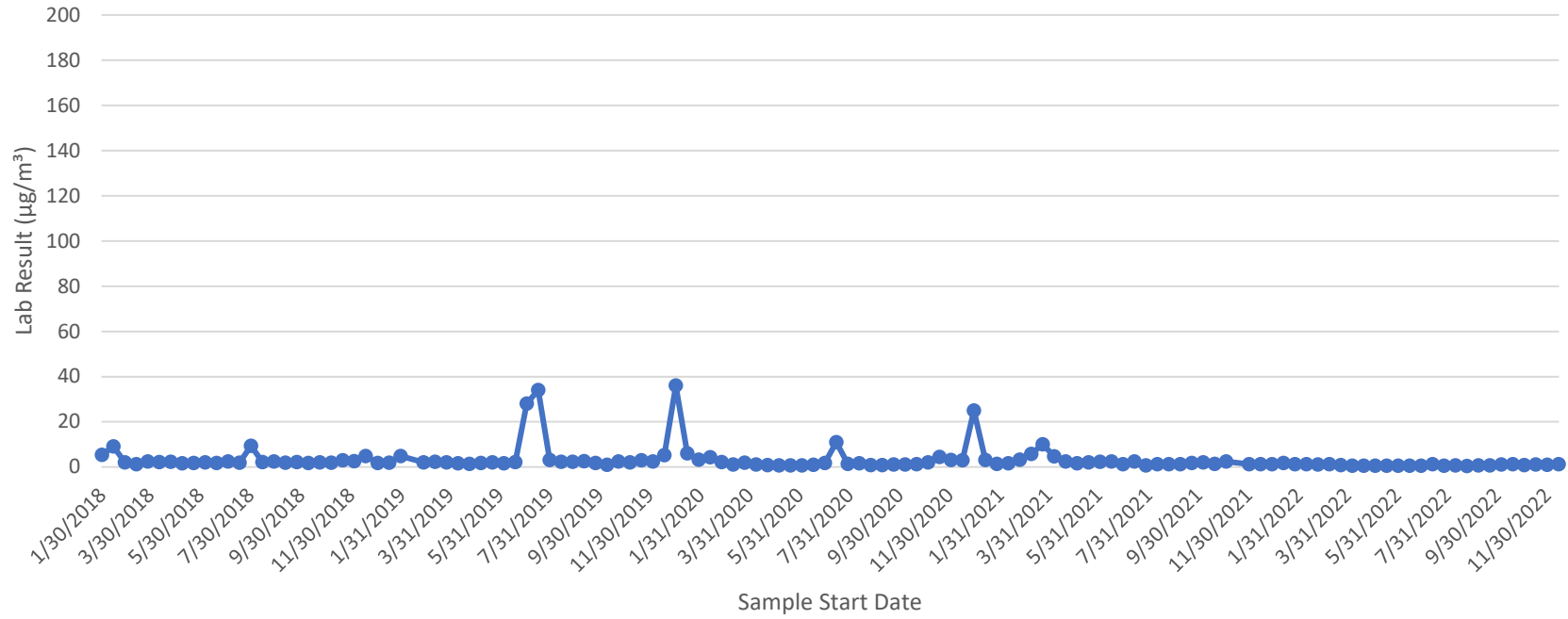


Location 10 Sample Data						
Sample Start Date (without time)	Sample Start Date	Sample End Date	Compound	Lab Result ($\mu\text{g}/\text{m}^3$)	Lab Qualifier	Outlier
11/30/2022	11/30/2022 10:41 AM	12/14/2022 06:52 AM	Benzene	0.82		No
12/14/2022	12/14/2022 06:52 AM	12/28/2022 09:12 AM	Benzene	1.0	CN	No

Loc 10 Summary Statistics		
Number of Observations =	2	Units
Minimum =	0.82	$\mu\text{g}/\text{m}^3$
Maximum =	1.0	$\mu\text{g}/\text{m}^3$
Mean =	0.91	$\mu\text{g}/\text{m}^3$
Median =	0.91	$\mu\text{g}/\text{m}^3$

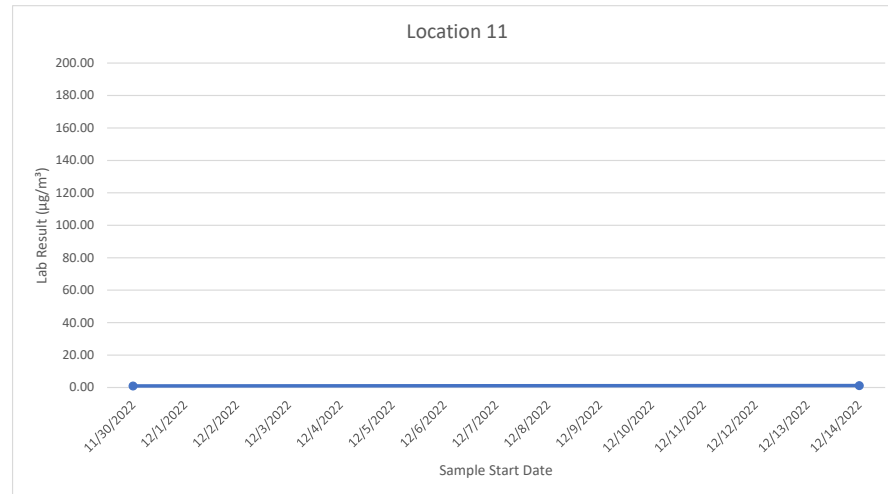


Location 11

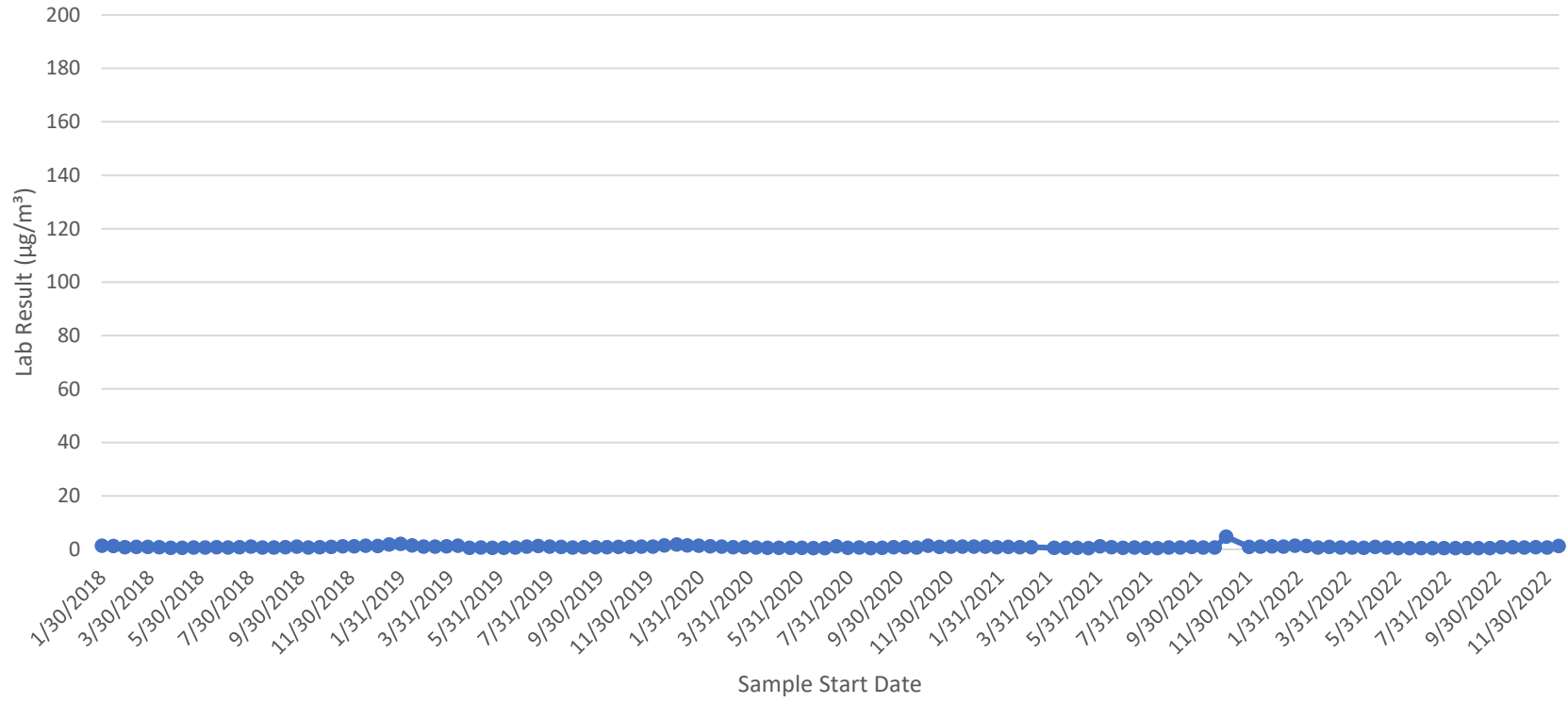


Location 11 Sample Data						
Sample Start Date (without time)	Sample Start Date	Sample End Date	Compound	Lab Result ($\mu\text{g}/\text{m}^3$)	Lab Qualifier	Outlier
11/30/2022	11/30/2022 11:14 AM	12/14/2022 07:31 AM	Benzene	0.97		No
12/14/2022	12/14/2022 07:31 AM	12/28/2022 09:55 AM	Benzene	1.2	CN	No

Loc 11 Summary Statistics		
Number of Observations =	2	Units
Minimum =	0.97	$\mu\text{g}/\text{m}^3$
Maximum =	1.2	$\mu\text{g}/\text{m}^3$
Mean =	1.1	$\mu\text{g}/\text{m}^3$
Median =	1.1	$\mu\text{g}/\text{m}^3$

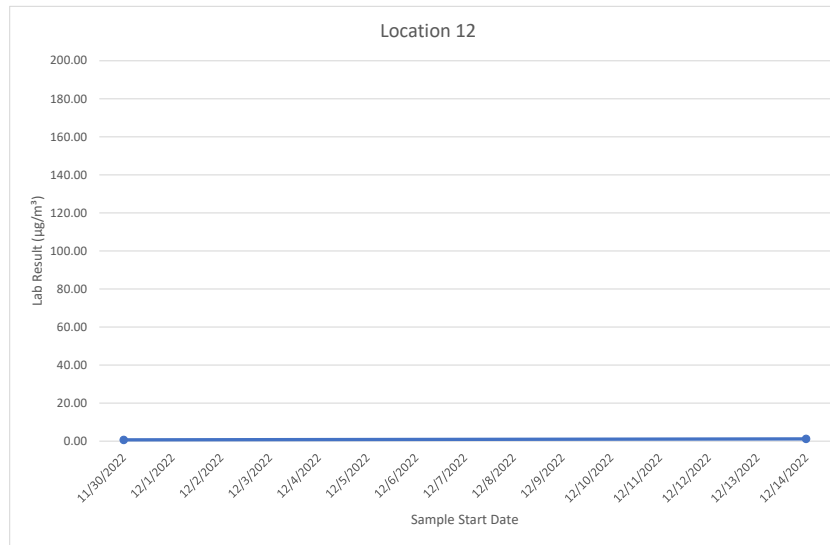


Location 12

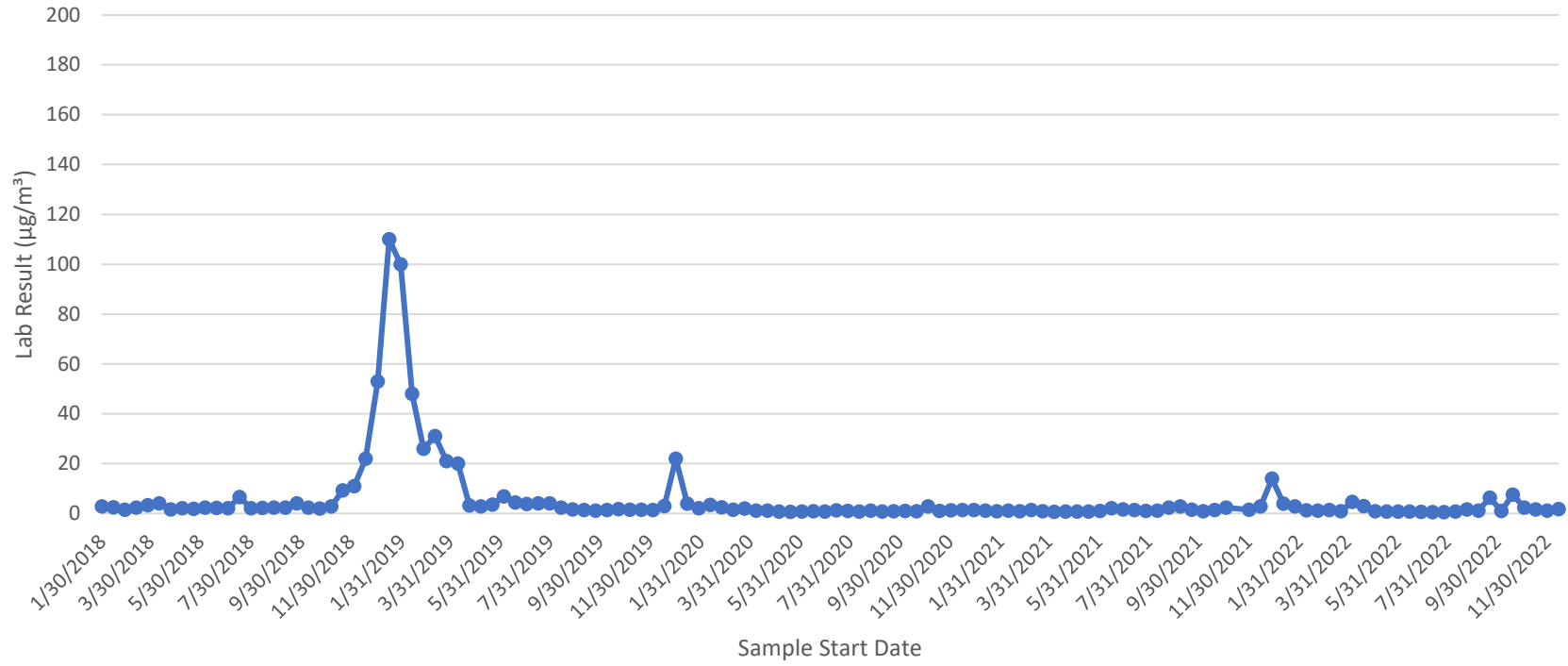


Location 12 Sample Data						
Sample Start Date (without time)	Sample Start Date	Sample End Date	Compound	Lab Result ($\mu\text{g}/\text{m}^3$)	Lab Qualifier	Outlier
11/30/2022	11/30/2022 10:54 AM	12/14/2022 07:03 AM	Benzene	0.70		No
12/14/2022	12/14/2022 07:03 AM	12/28/2022 09:27 AM	Benzene	1.2	CN	No

Loc 12 Summary Statistics		
Number of Observations =	2	Units
Minimum =	0.70	$\mu\text{g}/\text{m}^3$
Maximum =	1.2	$\mu\text{g}/\text{m}^3$
Mean =	0.95	$\mu\text{g}/\text{m}^3$
Median =	0.95	$\mu\text{g}/\text{m}^3$

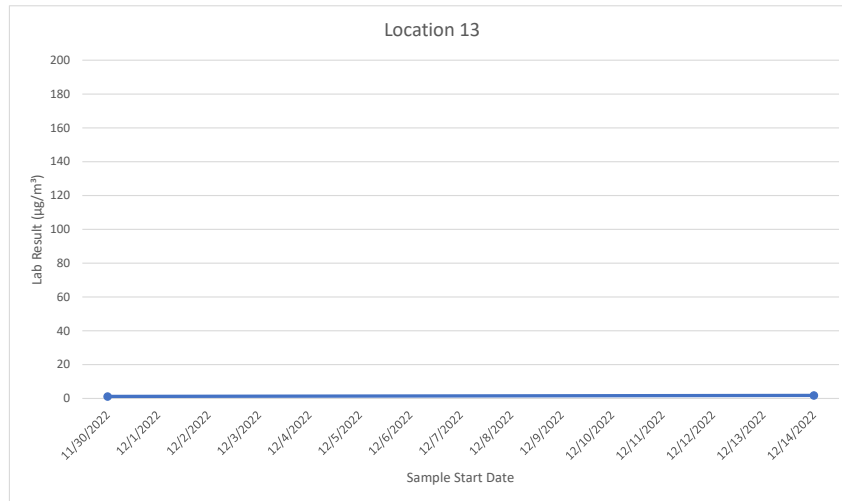


Location 13

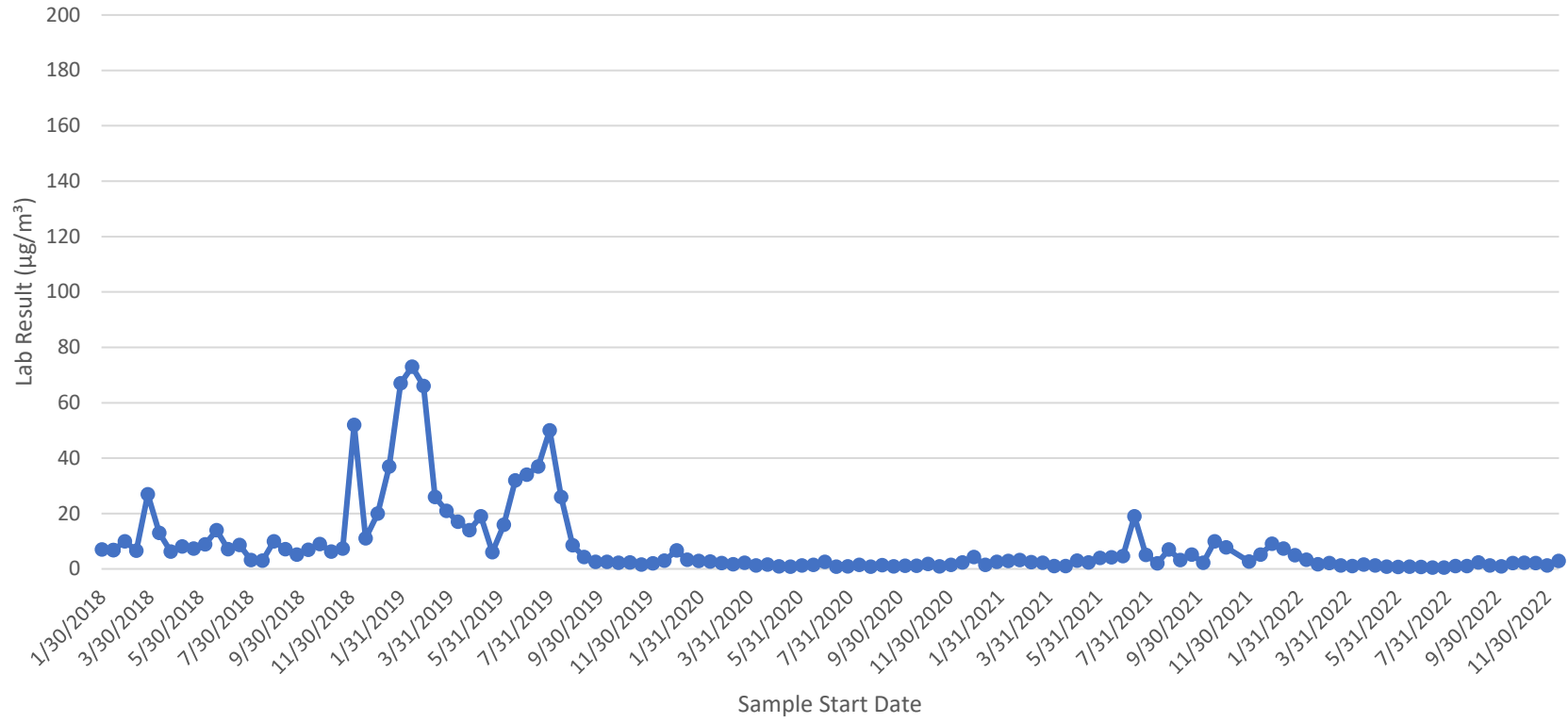


Location 13 Sample Data						
Sample Start Date (without time)	Sample Start Date	Sample End Date	Compound	Lab Result ($\mu\text{g}/\text{m}^3$)	Lab Qualifier	Outlier
11/30/2022	11/30/2022 12:13 PM	12/14/2022 08:35 AM	Benzene	1.2		No
12/14/2022	12/14/2022 08:35 AM	12/28/2022 10:53 AM	Benzene	1.8	CN	No

Loc 13 Summary Statistics		
Number of Observations =	2	Units
Minimum =	1.2	$\mu\text{g}/\text{m}^3$
Maximum =	1.8	$\mu\text{g}/\text{m}^3$
Mean =	1.5	$\mu\text{g}/\text{m}^3$
Median =	1.5	$\mu\text{g}/\text{m}^3$

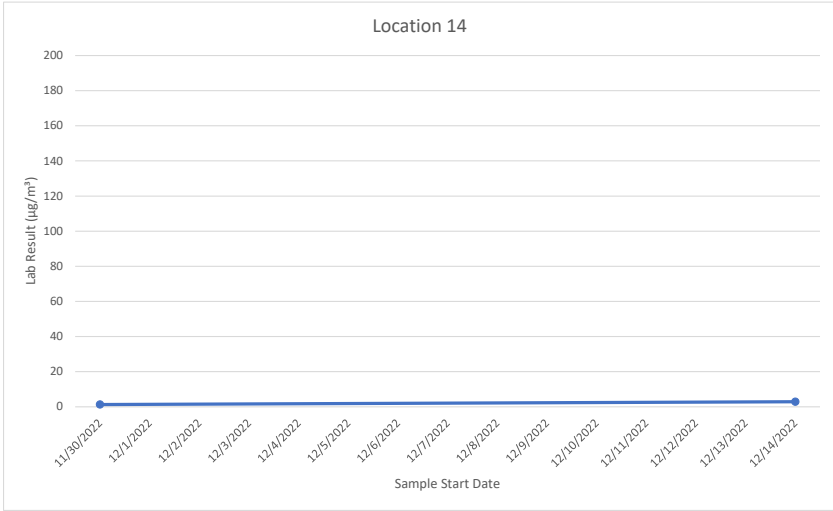


Location 14

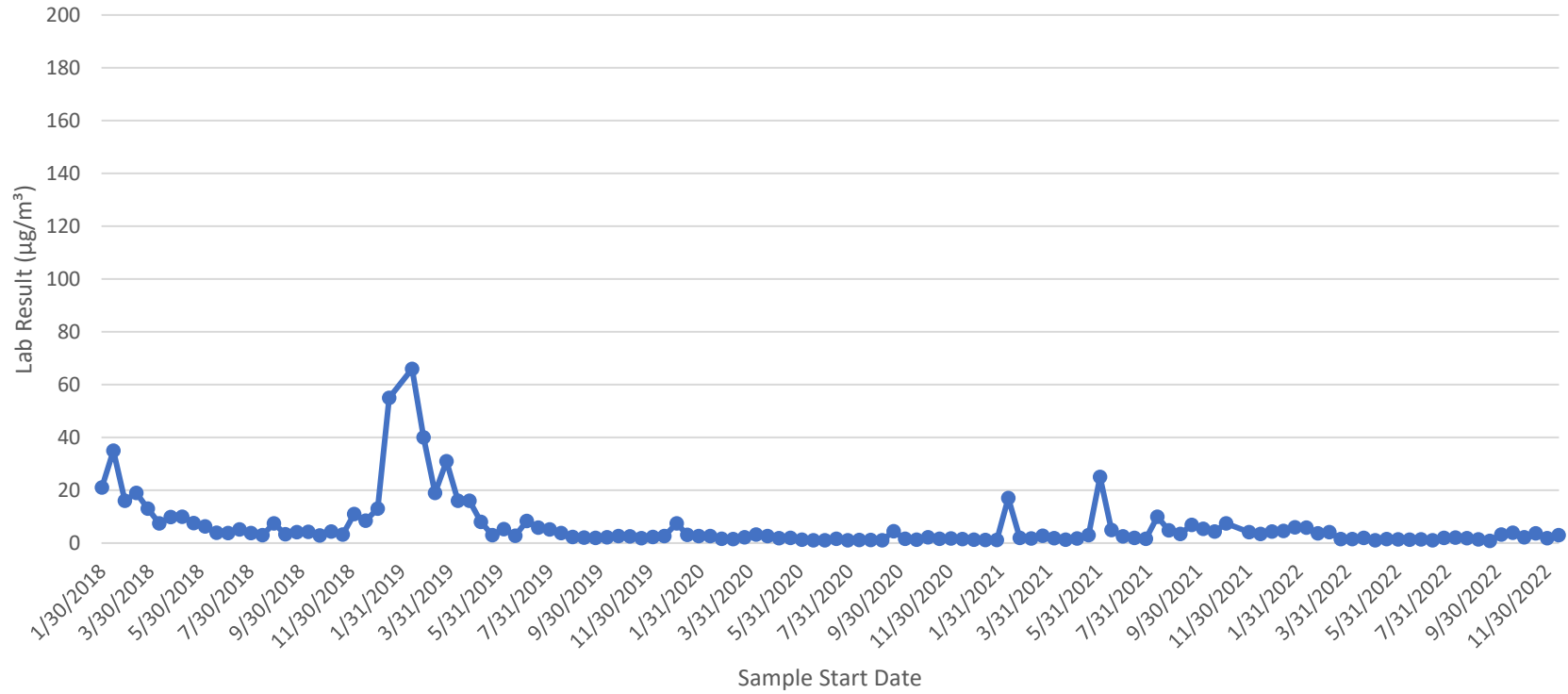


Location 14 Sample Data						
Sample Start Date (without time)	Sample Start Date	Sample End Date	Compound	Lab Result ($\mu\text{g}/\text{m}^3$)	Lab Qualifier	Outlier
11/30/2022	11/30/2022 12:05 PM	12/14/2022 08:19 AM	Benzene	1.3		No
12/14/2022	12/14/2022 08:19 AM	12/28/2022 10:46 AM	Benzene	2.9	CN	No

Loc 14 Summary Statistics		
Number of Observations =	2	Units
Minimum =	1.3	$\mu\text{g}/\text{m}^3$
Maximum =	2.9	$\mu\text{g}/\text{m}^3$
Mean =	2.1	$\mu\text{g}/\text{m}^3$
Median =	2.1	$\mu\text{g}/\text{m}^3$

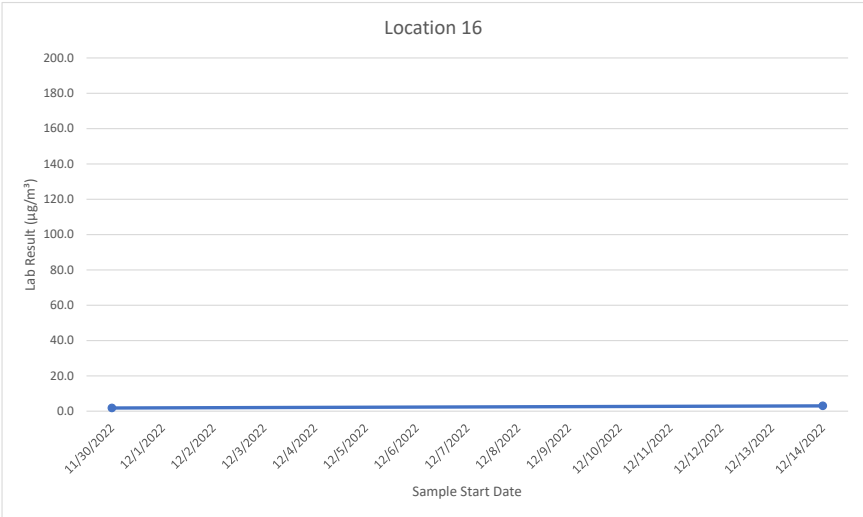


Location 16

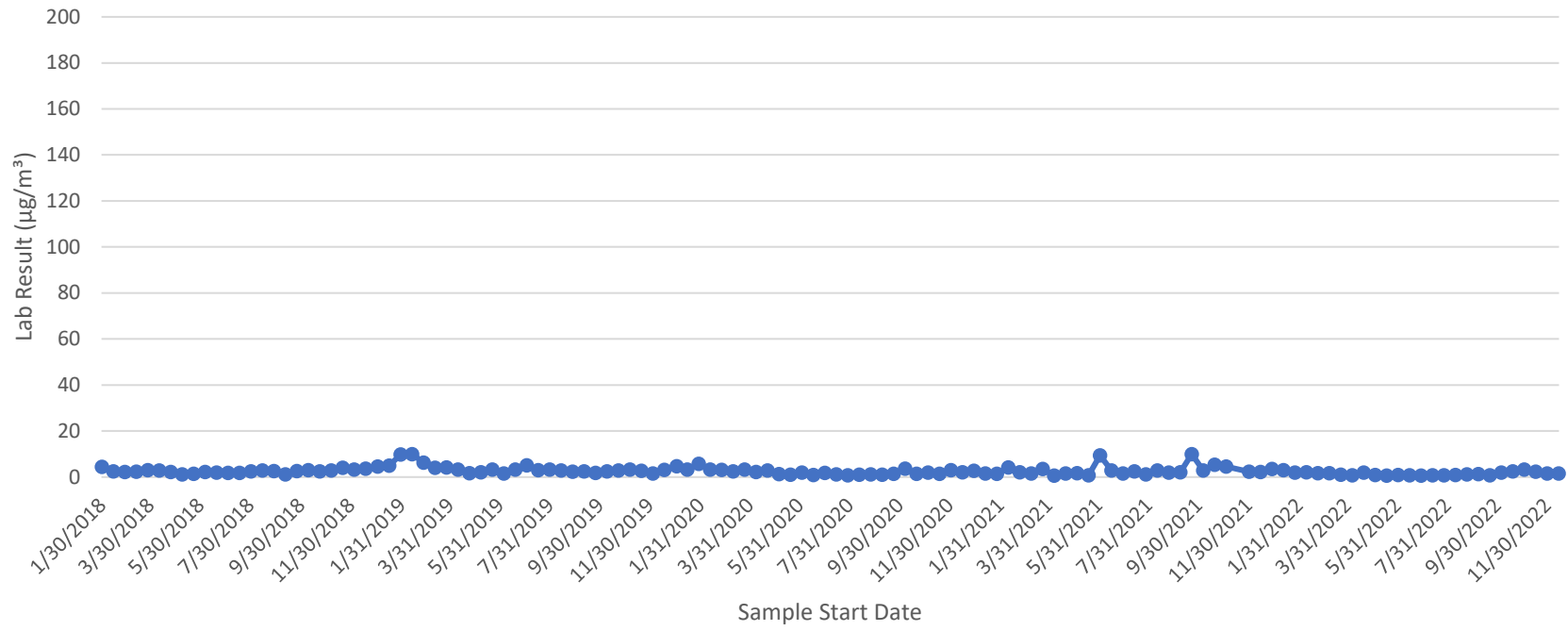


Location 16 Sample Data						
Sample Start Date	Sample Start Date	Sample End Date	Compound	Lab Result ($\mu\text{g}/\text{m}^3$)	Lab Qualifier	Outlier
11/30/2022	11/30/2022 12:19 PM	12/14/2022 08:44 AM	Benzene	1.8		No
12/14/2022	12/14/2022 08:44 AM	12/28/2022 11:00 AM	Benzene	3.0	CN	No

Loc 16 Summary Statistics		
Number of Observations =	2	Units
Minimum =	1.8	$\mu\text{g}/\text{m}^3$
Maximum =	3.0	$\mu\text{g}/\text{m}^3$
Mean =	2.4	$\mu\text{g}/\text{m}^3$
Median =	2.4	$\mu\text{g}/\text{m}^3$

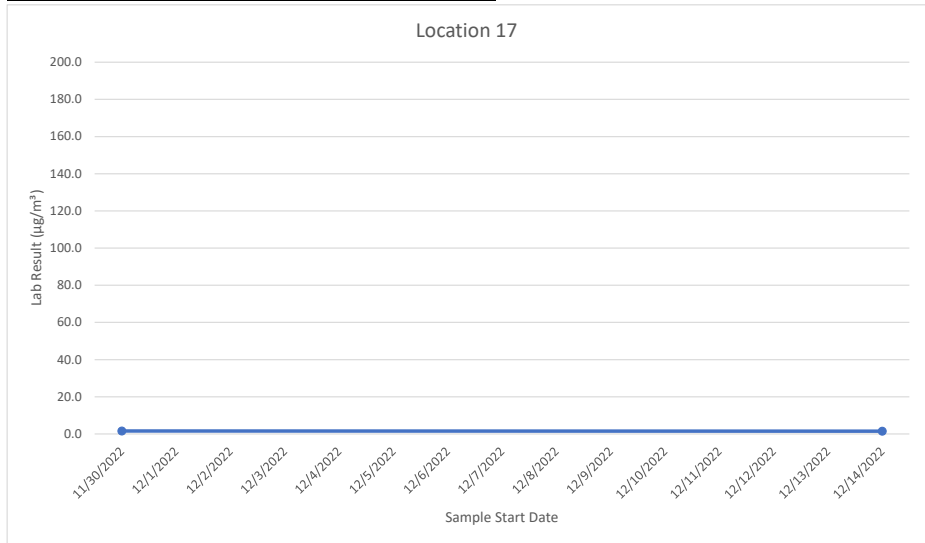


Location 17

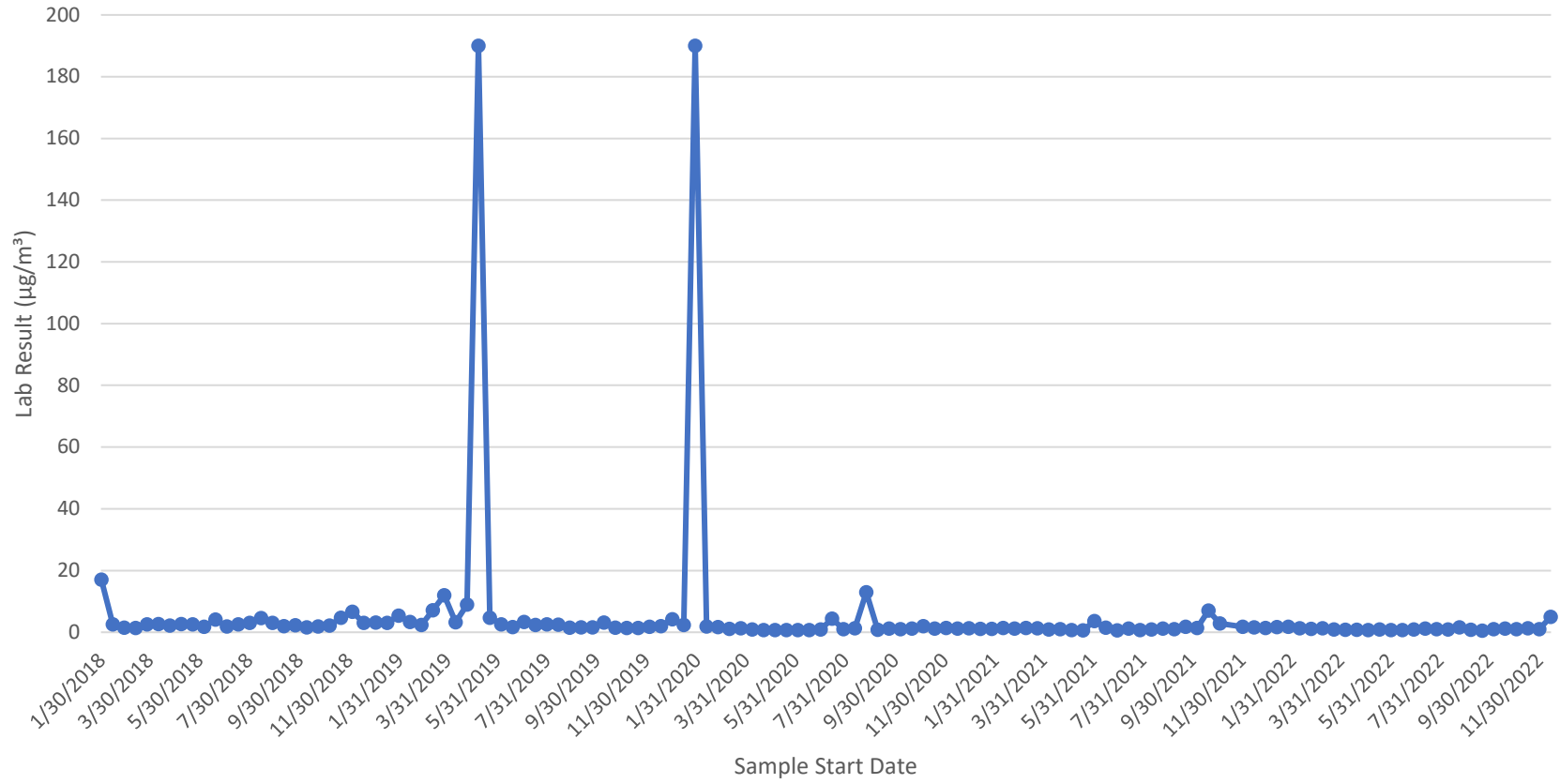


Location 17 Sample Data						
Sample Start Date (without time)	Sample Start Date	Sample End Date	Compound	Lab Result ($\mu\text{g}/\text{m}^3$)	Lab Qualifier	Outlier
11/30/2022	11/30/2022 11:39 AM	12/14/2022 07:54 AM	Benzene	1.6		No
12/14/2022	12/14/2022 07:54 AM	12/28/2022 10:19 AM	Benzene	1.5	CN	No

Loc 17 Summary Statistics		
Number of Observations =	2	Units
Minimum =	1.5	$\mu\text{g}/\text{m}^3$
Maximum =	1.6	$\mu\text{g}/\text{m}^3$
Mean =	1.6	$\mu\text{g}/\text{m}^3$
Median =	1.6	$\mu\text{g}/\text{m}^3$

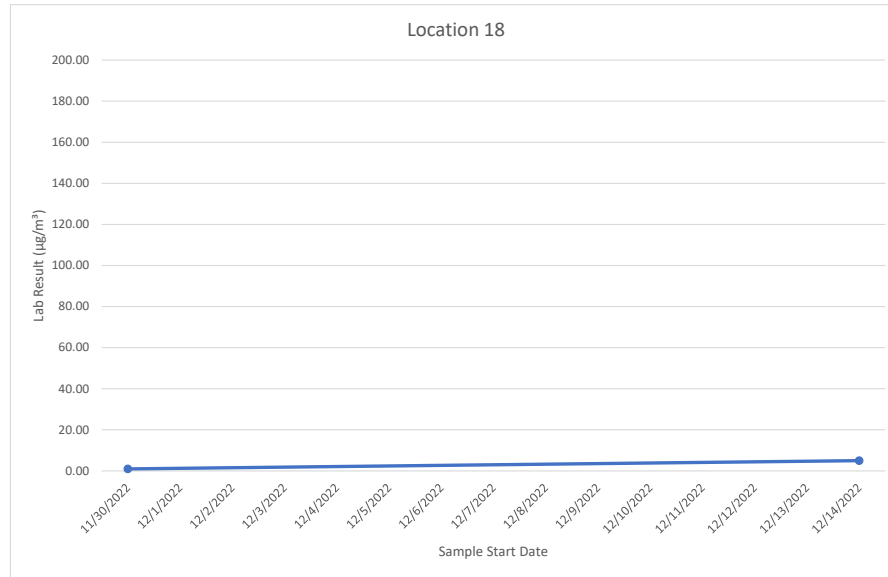


Location 18

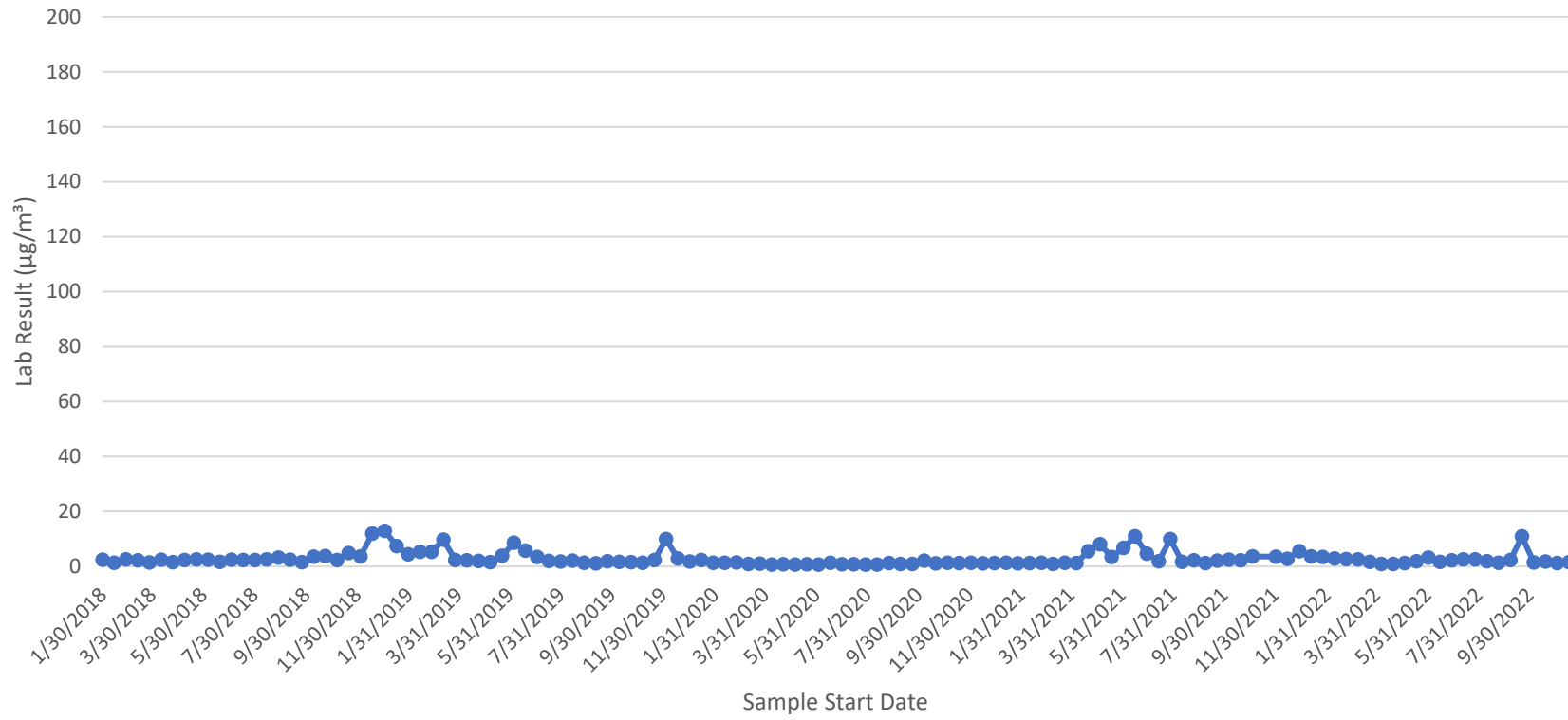


Location 18 Sample Data						
Sample Start Date (without time)	Sample Start Date	Sample End Date	Compound	Lab Result ($\mu\text{g}/\text{m}^3$)	Lab Qualifier	Outlier
11/30/2022	11/30/2022 11:09 AM	12/14/2022 07:20 AM	Benzene	0.98		No
12/14/2022	12/14/2022 07:20 AM	12/28/2022 09:48 AM	Benzene	5.0	CN	No

Loc 18 Summary Statistics		
Number of Observations =	2	Units
Minimum =	0.98	$\mu\text{g}/\text{m}^3$
Maximum =	5.0	$\mu\text{g}/\text{m}^3$
Mean =	3.0	$\mu\text{g}/\text{m}^3$
Median =	3.0	$\mu\text{g}/\text{m}^3$



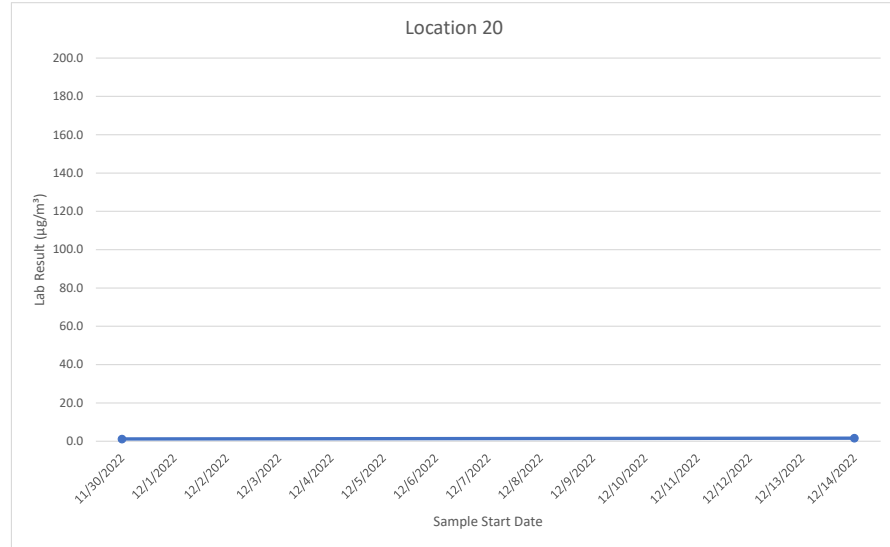
Location 20



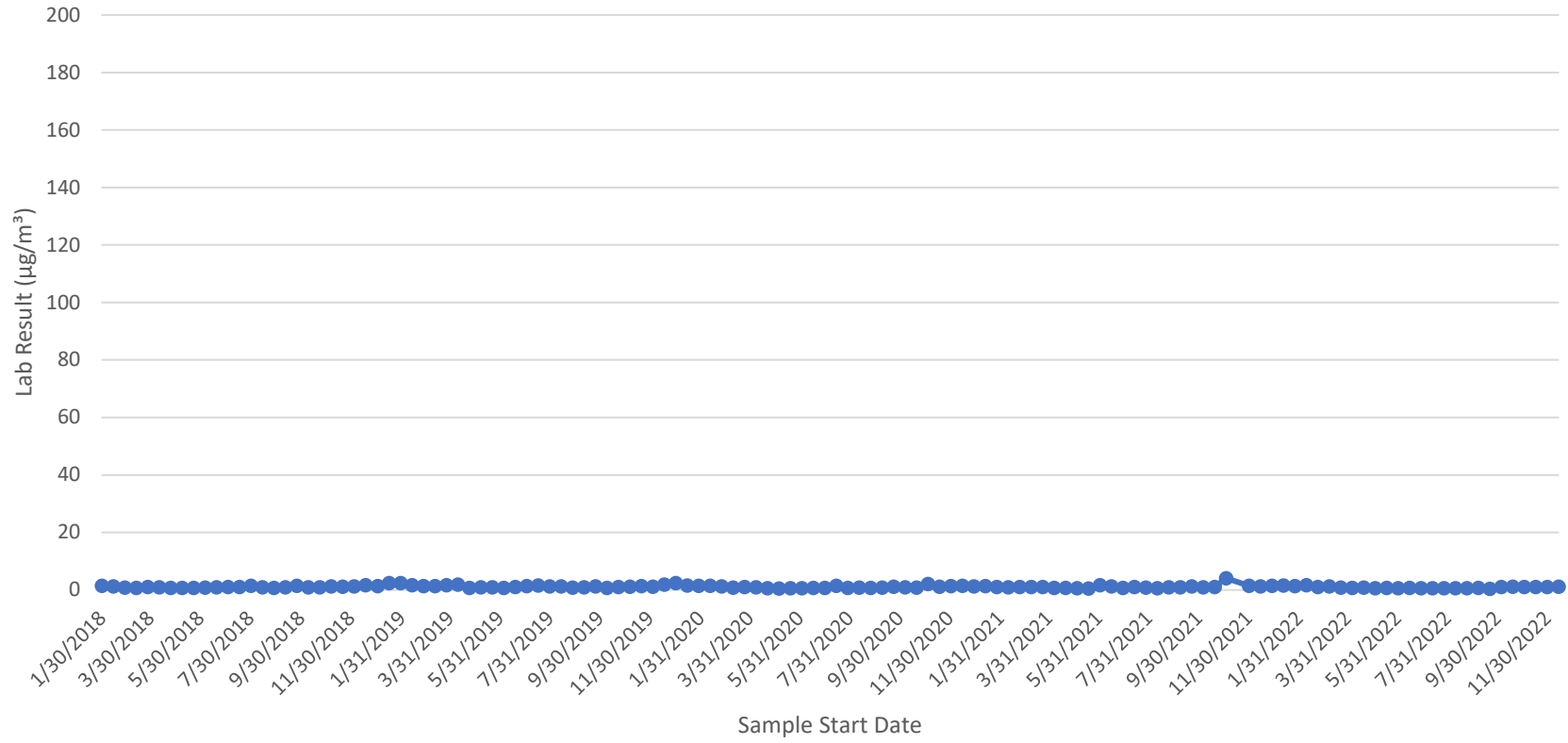
Location 20 Sample Data						
Sample Start Date (without time)	Sample Start Date	Sample End Date	Compound	Lab Result ($\mu\text{g}/\text{m}^3$)	Lab Qualifier	Outlier
11/30/2022	11/30/2022 12:16 PM	12/14/2022 08:40 AM	Benzene	1.2		No
12/14/2022	12/14/2022 08:40 AM	12/28/2022 10:57 AM	Benzene	1.6	CN	No



Loc 20 Summary Statistics		
		Units
Number of Observations =	2	
Minimum =	1.2	$\mu\text{g}/\text{m}^3$
Maximum =	1.6	$\mu\text{g}/\text{m}^3$
Mean =	1.4	$\mu\text{g}/\text{m}^3$
Median =	1.4	$\mu\text{g}/\text{m}^3$

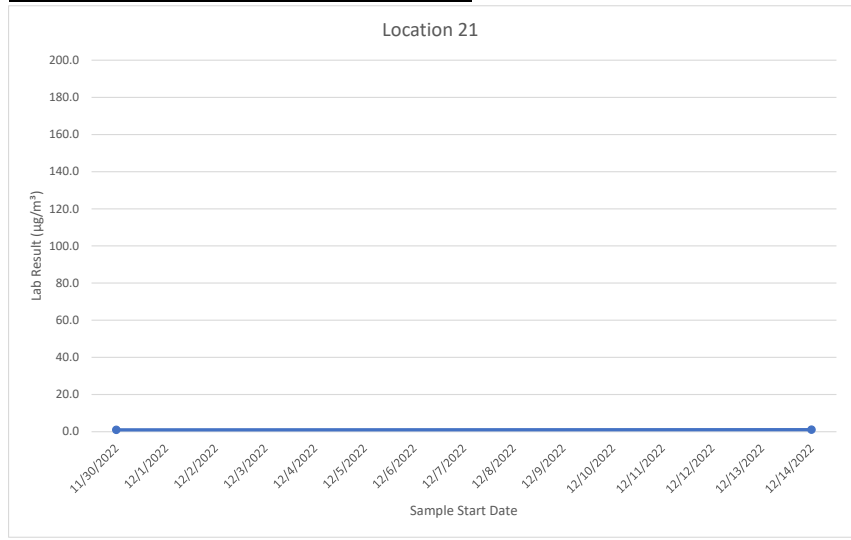


Location 21

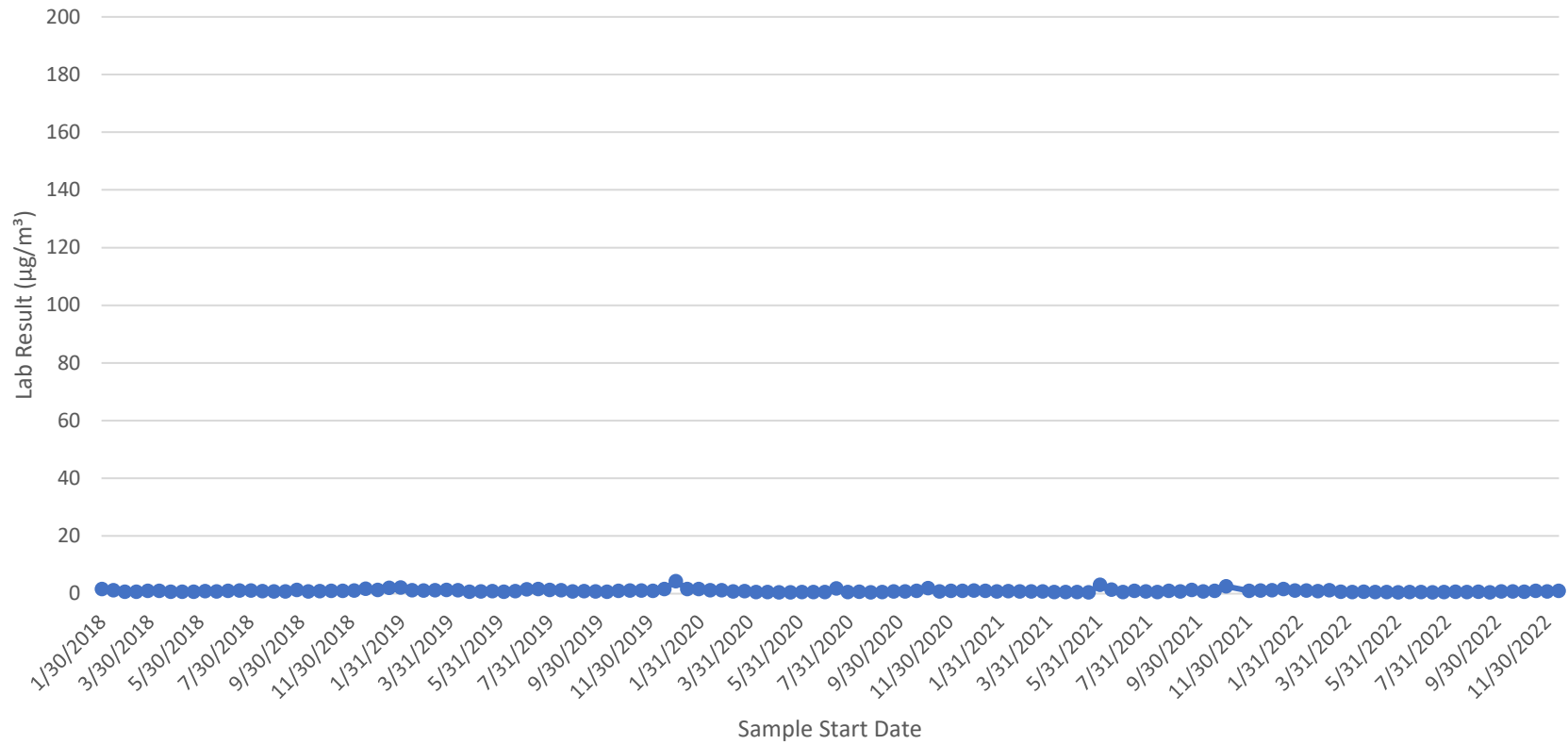


Location 21 Sample Data						
Sample Start Date (without time)	Sample Start Date	Sample End Date	Compound	Lab Result ($\mu\text{g}/\text{m}^3$)	Lab Qualifier	Outlier
11/30/2022	11/30/2022 10:57 AM	12/14/2022 07:07 AM	Benzene	1.0		No
12/14/2022	12/14/2022 07:07 AM	12/28/2022 09:34 AM	Benzene	1.1	CN	No

Loc 21 Summary Statistics		
Number of Observations =	2	Units
Minimum =	1.0	$\mu\text{g}/\text{m}^3$
Maximum =	1.1	$\mu\text{g}/\text{m}^3$
Mean =	1.1	$\mu\text{g}/\text{m}^3$
Median =	1.1	$\mu\text{g}/\text{m}^3$

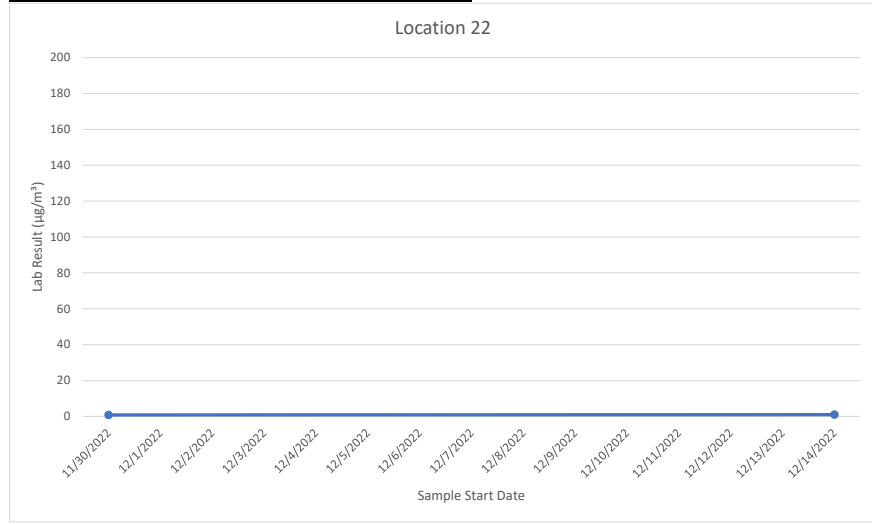


Location 22

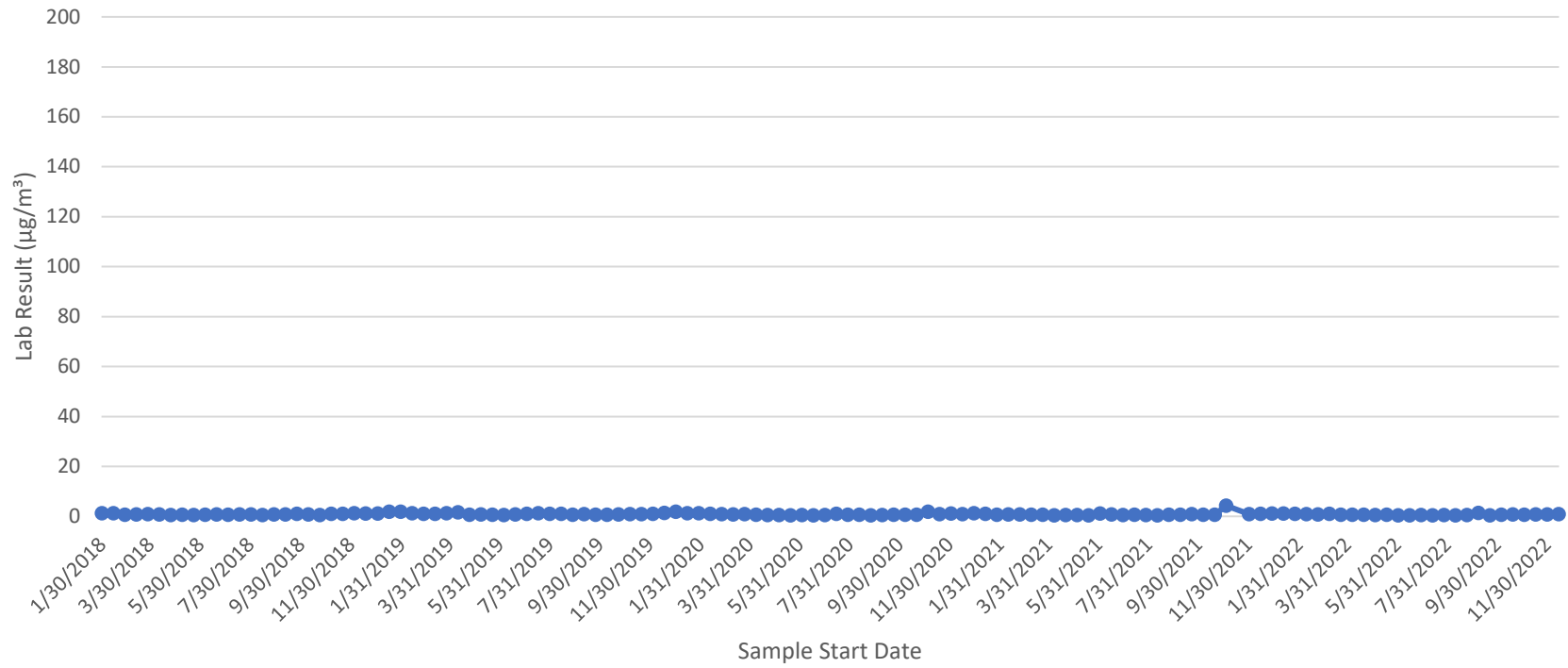


Location 22 Sample Data						
Sample Start Date	Sample Start Date	Sample End Date	Compound	Lab Result ($\mu\text{g}/\text{m}^3$)	Lab Qualifier	Outlier
11/30/2022	11/30/2022 11:04 AM	12/14/2022 07:13 AM	Benzene	0.82		No
12/14/2022	12/14/2022 07:13 AM	12/28/2022 09:39 AM	Benzene	0.97	CN	No

Loc 22 Summary Statistics		
Number of Observations =	2	Units
Minimum =	0.82	$\mu\text{g}/\text{m}^3$
Maximum =	0.97	$\mu\text{g}/\text{m}^3$
Mean =	0.90	$\mu\text{g}/\text{m}^3$
Median =	0.90	$\mu\text{g}/\text{m}^3$

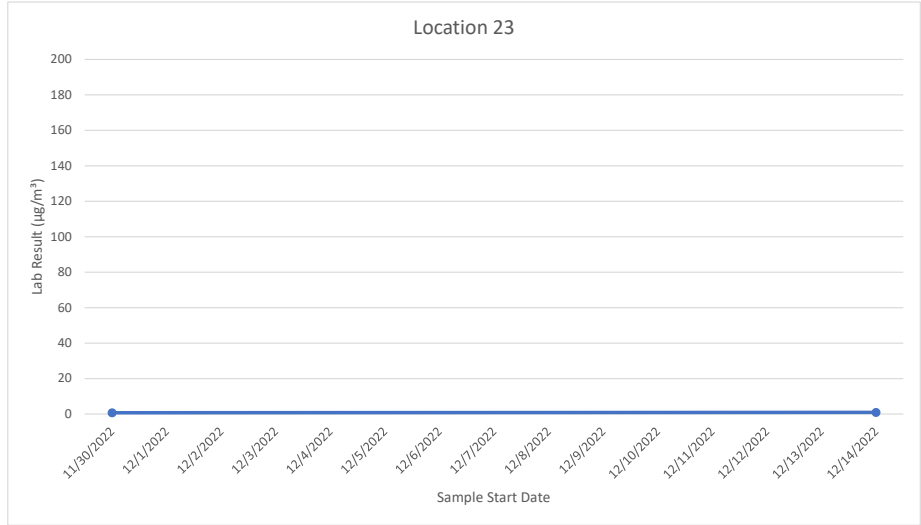


Location 23

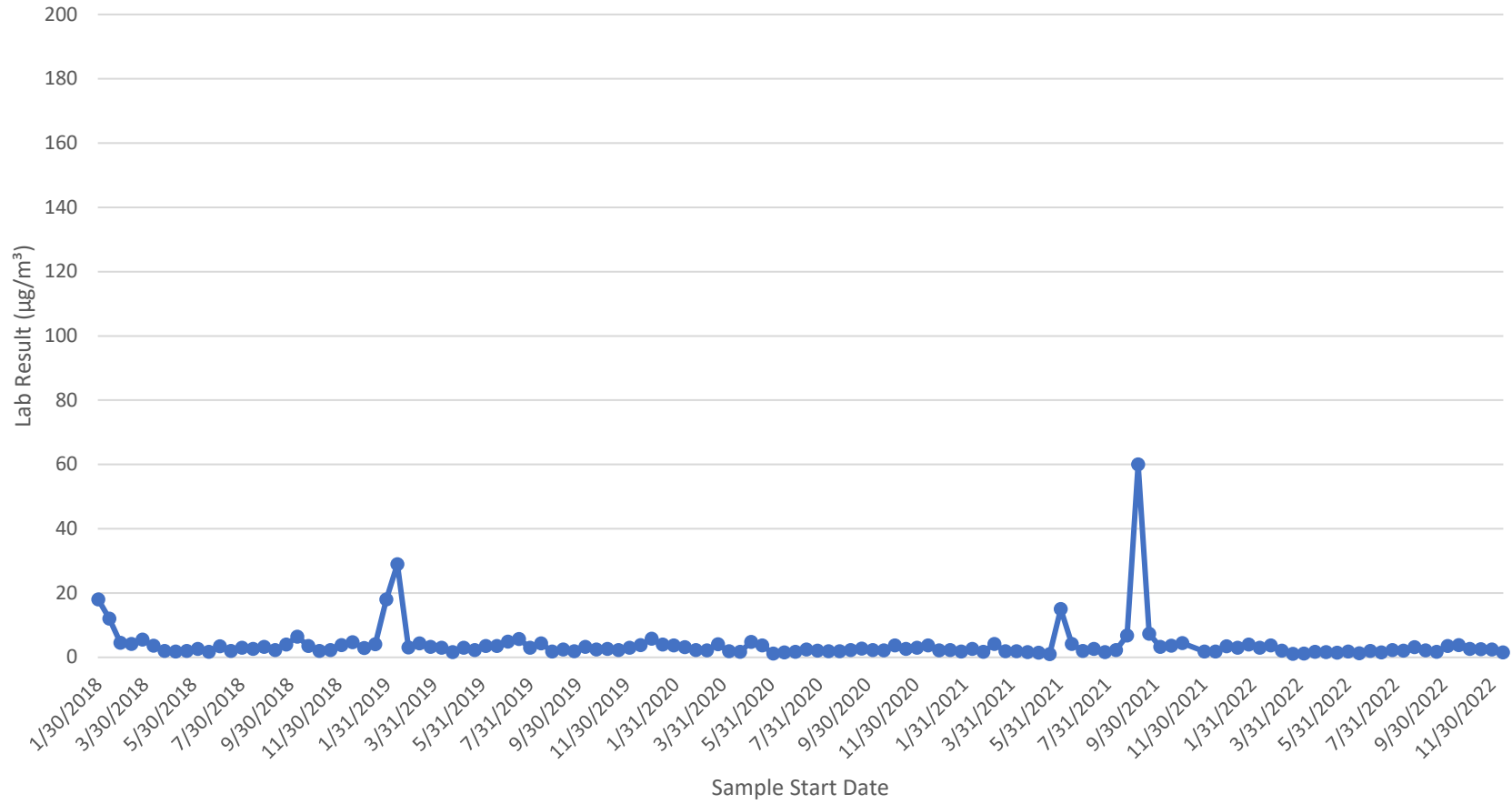


Location 23 Sample Data						
Sample Start Date (without time)	Sample Start Date	Sample End Date	Compound	Lab Result ($\mu\text{g}/\text{m}^3$)	Lab Qualifier	Outlier
11/30/2022	11/30/2022 10:50 AM	12/14/2022 07:01 AM	Benzene	0.72		No
12/14/2022	12/14/2022 07:01 AM	12/28/2022 09:21 AM	Benzene	0.93	CN	No

Loc 23 Summary Statistics		
Number of Observations =	2	Units
Minimum =	0.72	$\mu\text{g}/\text{m}^3$
Maximum =	0.93	$\mu\text{g}/\text{m}^3$
Mean =	0.83	$\mu\text{g}/\text{m}^3$
Median =	0.83	$\mu\text{g}/\text{m}^3$

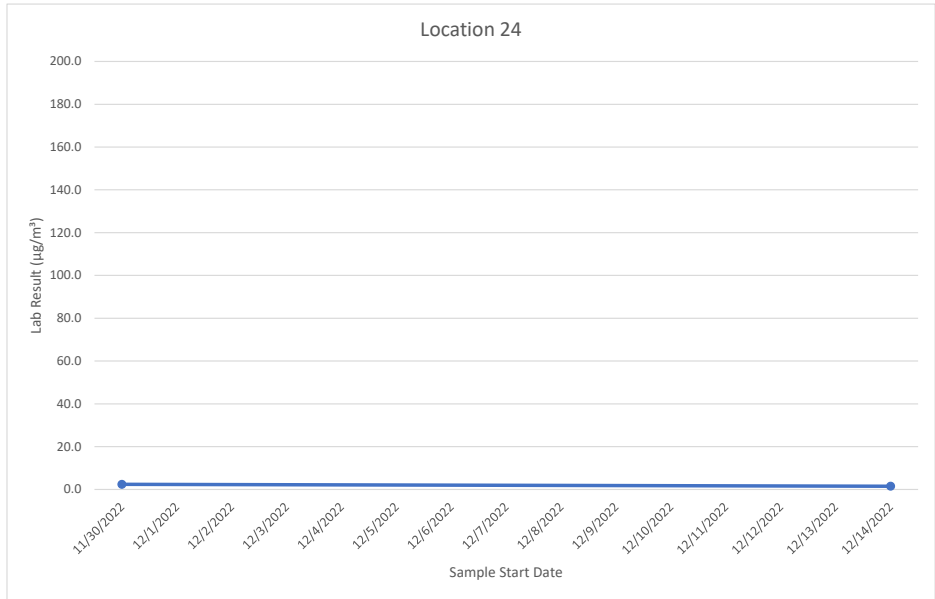


Location 24

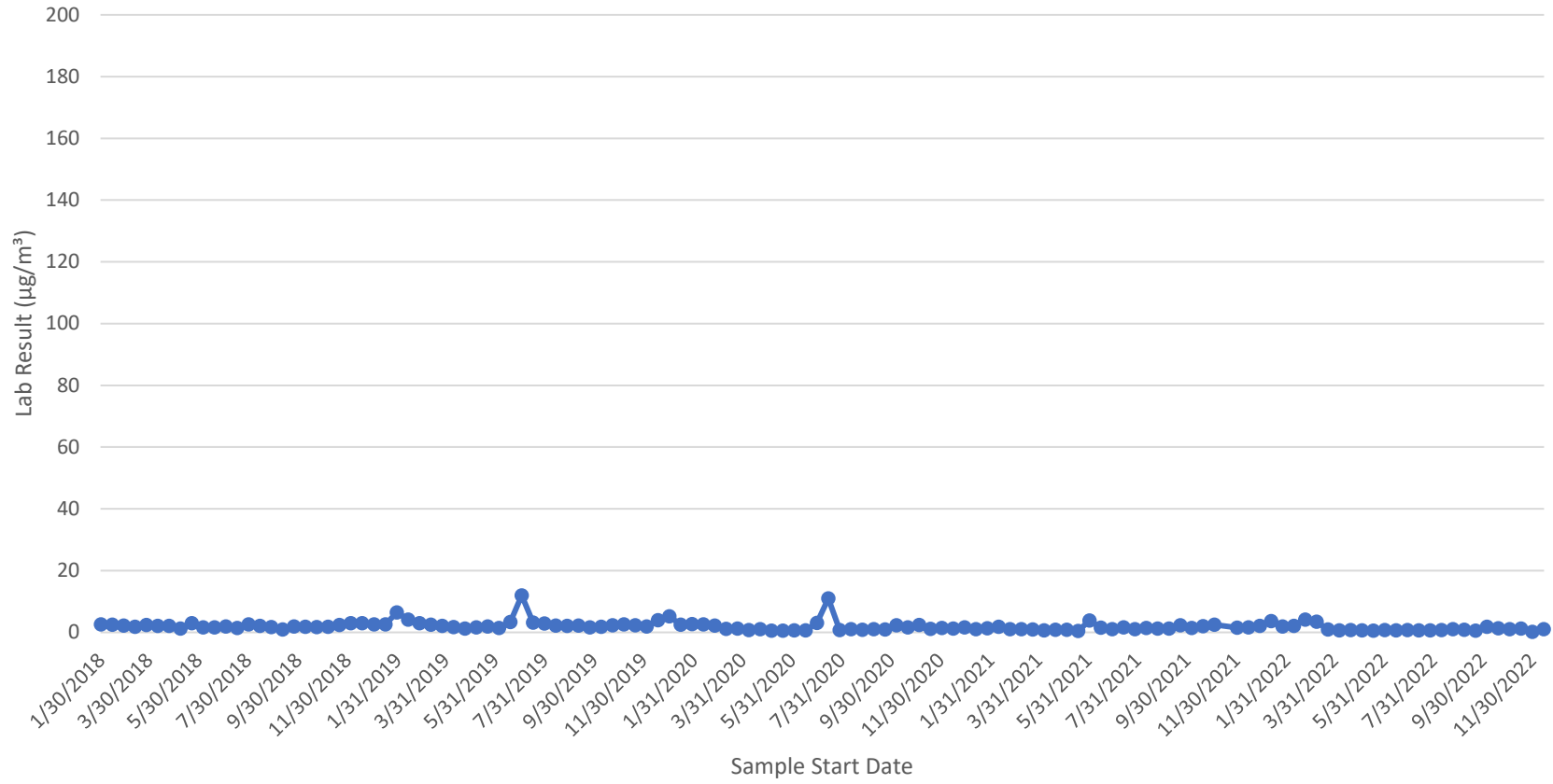


Location 24 Sample Data						
Sample Start Date (without time)	Sample Start Date	Sample End Date	Compound	Lab Result ($\mu\text{g}/\text{m}^3$)	Lab Qualifier	Outlier
11/30/2022	11/30/2022 12:23 PM	12/14/2022 08:52 AM	Benzene	2.4		No
12/14/2022	12/14/2022 08:52 AM	12/28/2022 11:07 AM	Benzene	1.5	CN	No

Loc 24 Summary Statistics		
Number of Observations =	2	Units
Minimum =	1.5	$\mu\text{g}/\text{m}^3$
Maximum =	2.4	$\mu\text{g}/\text{m}^3$
Mean =	2.0	$\mu\text{g}/\text{m}^3$
Median =	2.0	$\mu\text{g}/\text{m}^3$

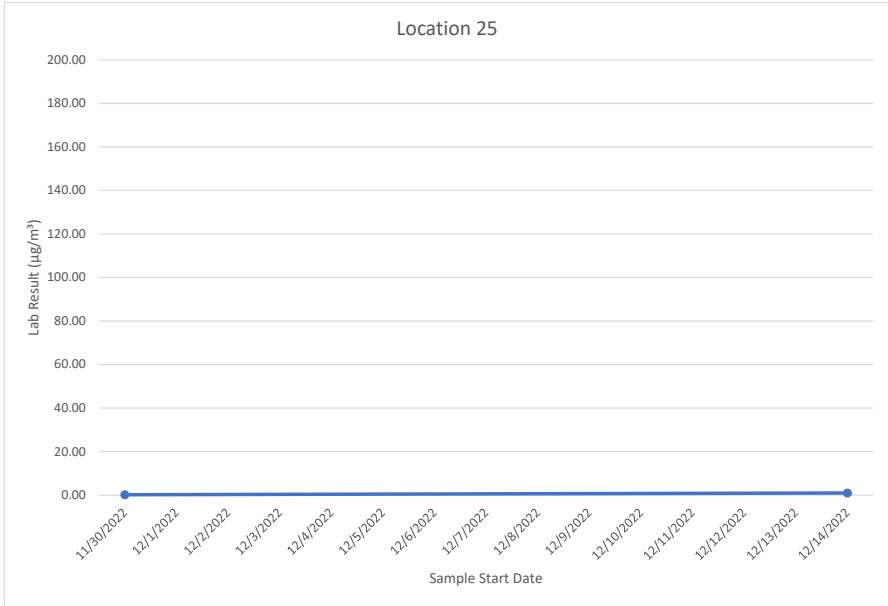


Location 25

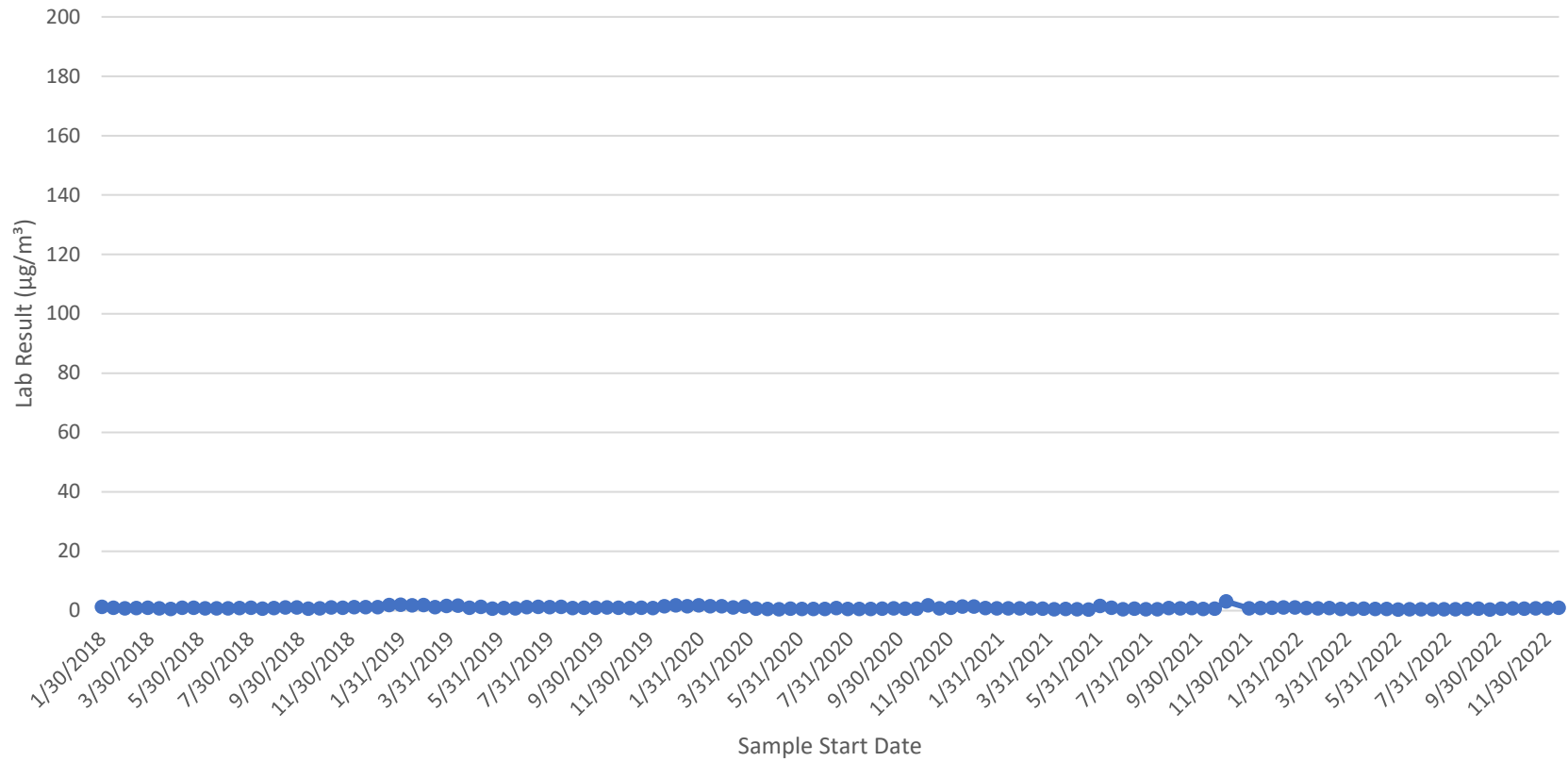


Location 25 Sample Data						
Sample Start Date (without time)	Sample Start Date	Sample End Date	Compound	Lab Result ($\mu\text{g}/\text{m}^3$)	Lab Qualifier	Outlier
11/30/2022	11/30/2022 11:31 AM	12/14/2022 07:47 AM	Benzene	0.19	U	No
12/14/2022	12/14/2022 07:47 AM	12/28/2022 10:10 AM	Benzene	1.0	D,CN	No

Loc 25 Summary Statistics		
Number of Observations =	2	Units
Minimum =	0.19	$\mu\text{g}/\text{m}^3$
Maximum =	1.0	$\mu\text{g}/\text{m}^3$
Mean =	0.60	$\mu\text{g}/\text{m}^3$
Median =	0.60	$\mu\text{g}/\text{m}^3$

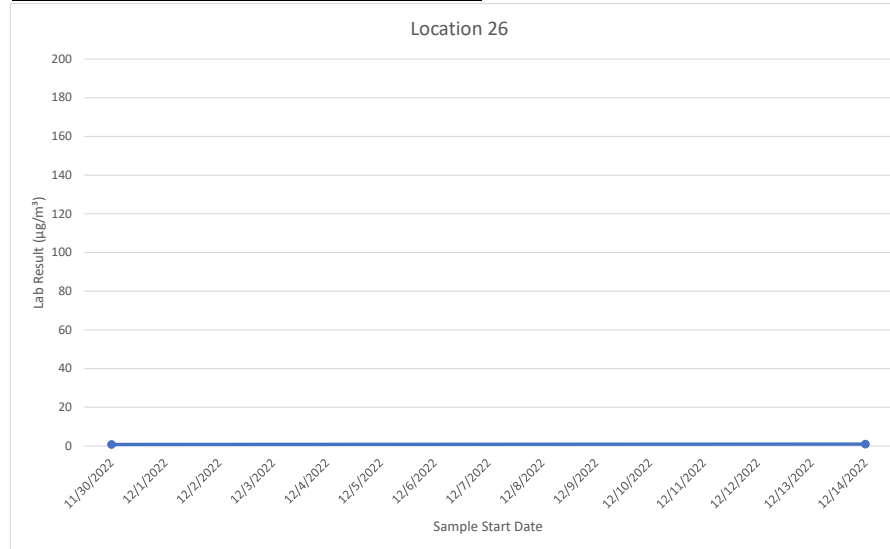


Location 26

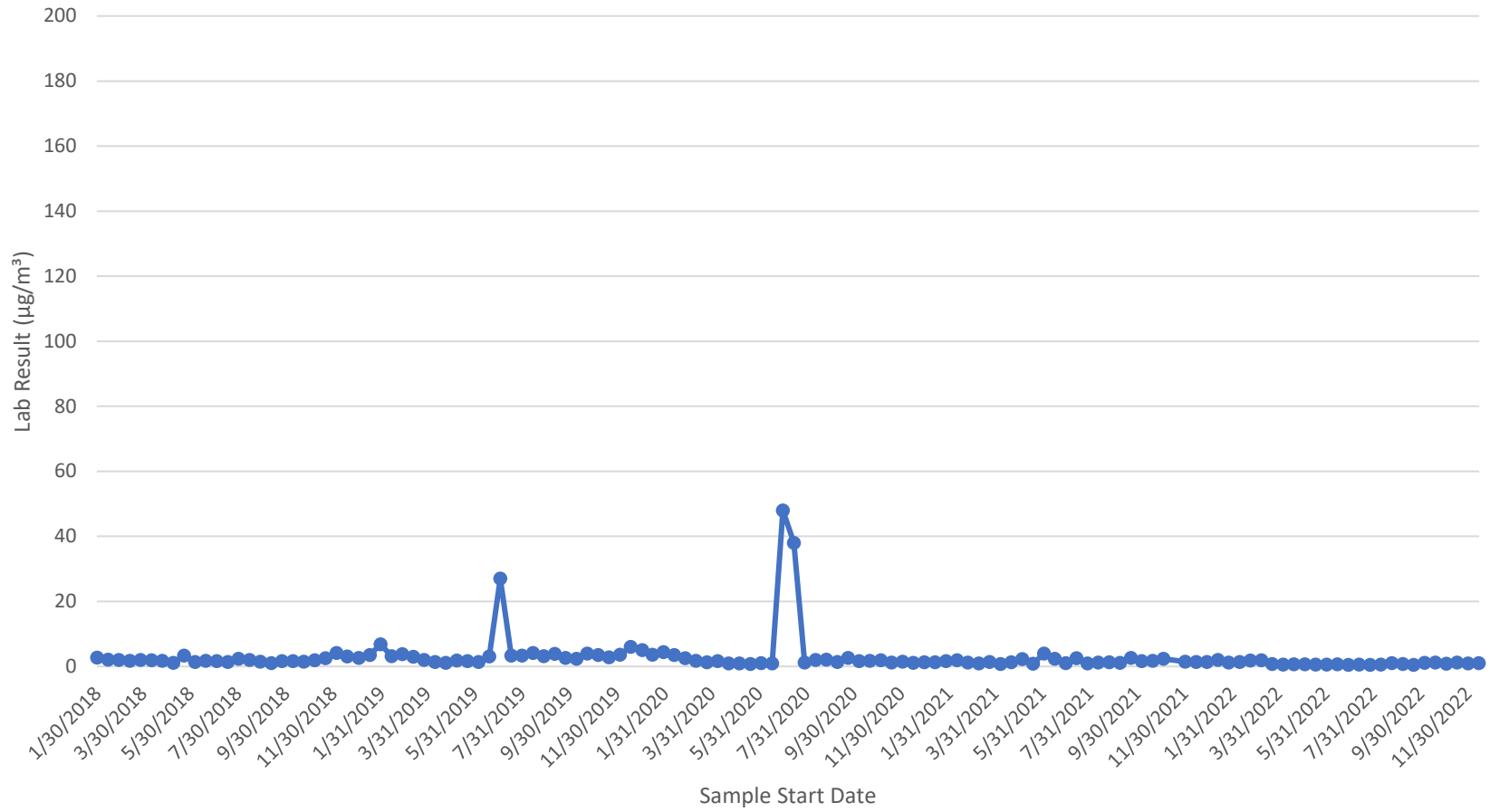


Location 26 Sample Data						
Sample Start Date (without time)	Sample Start Date	Sample End Date	Compound	Lab Result ($\mu\text{g}/\text{m}^3$)	Lab Qualifier	Outlier
11/30/2022	11/30/2022 10:44 AM	12/14/2022 06:55 AM	Benzene	0.79		No
12/14/2022	12/14/2022 06:55 AM	12/28/2022 09:15 AM	Benzene	0.98	CN	No

Loc 26 Summary Statistics		
Number of Observations =	2	Units
Minimum =	0.79	$\mu\text{g}/\text{m}^3$
Maximum =	0.98	$\mu\text{g}/\text{m}^3$
Mean =	0.89	$\mu\text{g}/\text{m}^3$
Median =	0.89	$\mu\text{g}/\text{m}^3$

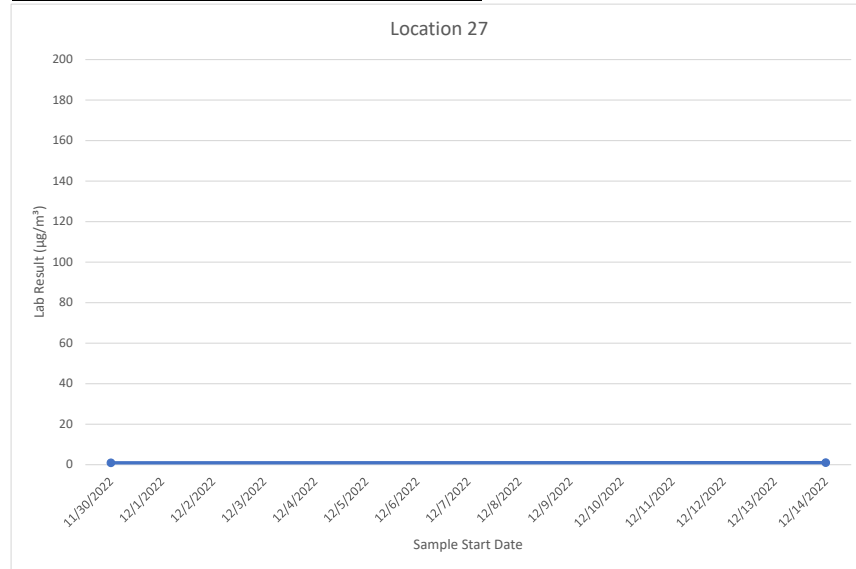


Location 27

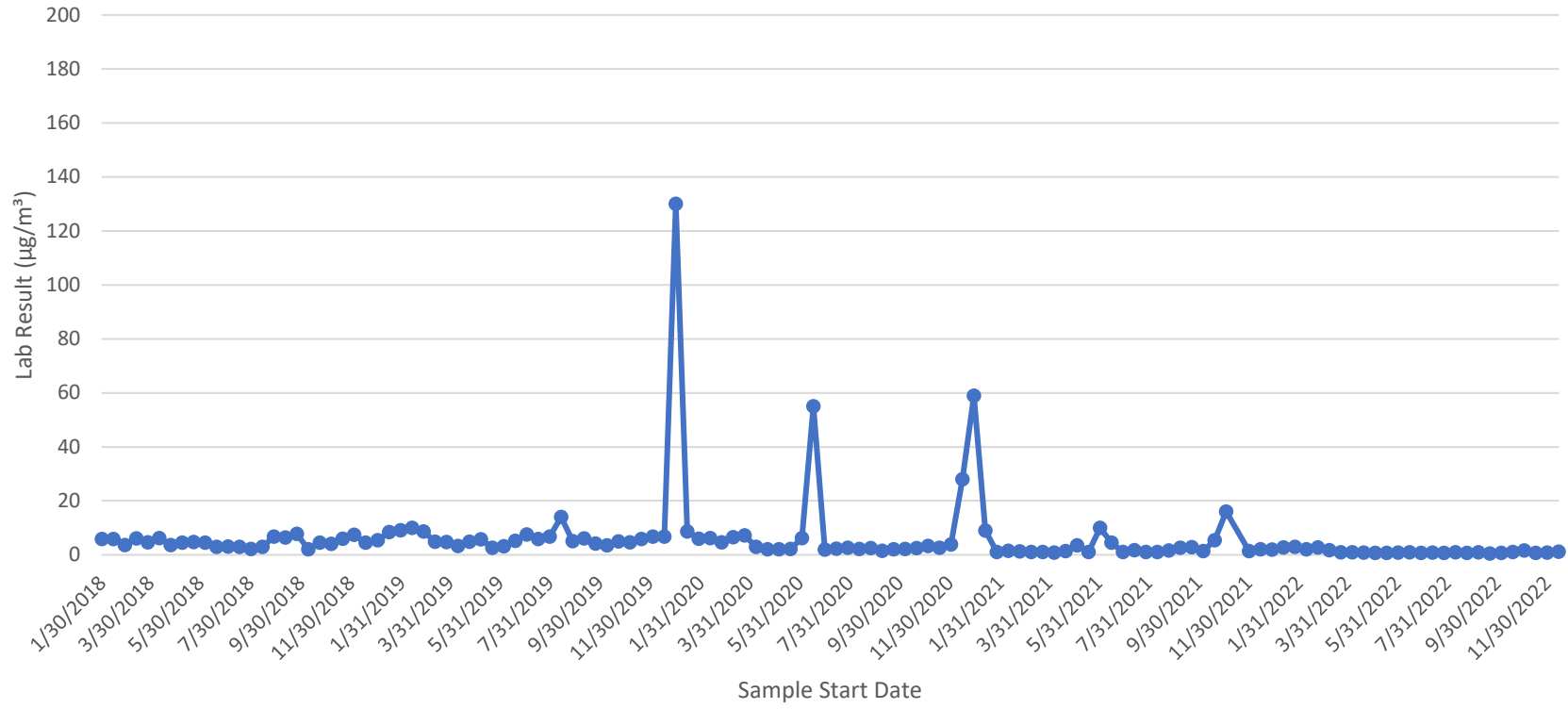


Location 27 Sample Data						
Sample Start Date (without time)	Sample Start Date	Sample End Date	Compound	Lab Result ($\mu\text{g}/\text{m}^3$)	Lab Qualifier	Outlier
11/30/2022	11/30/2022 11:28 AM	12/14/2022 07:44 AM	Benzene	0.92		No
12/14/2022	12/14/2022 07:44 AM	12/28/2022 10:07 AM	Benzene	1.0	CN	No

Loc 27 Summary Statistics		
Number of Observations =	2	Units
Minimum =	0.92	$\mu\text{g}/\text{m}^3$
Maximum =	1.0	$\mu\text{g}/\text{m}^3$
Mean =	1.0	$\mu\text{g}/\text{m}^3$
Median =	1.0	$\mu\text{g}/\text{m}^3$

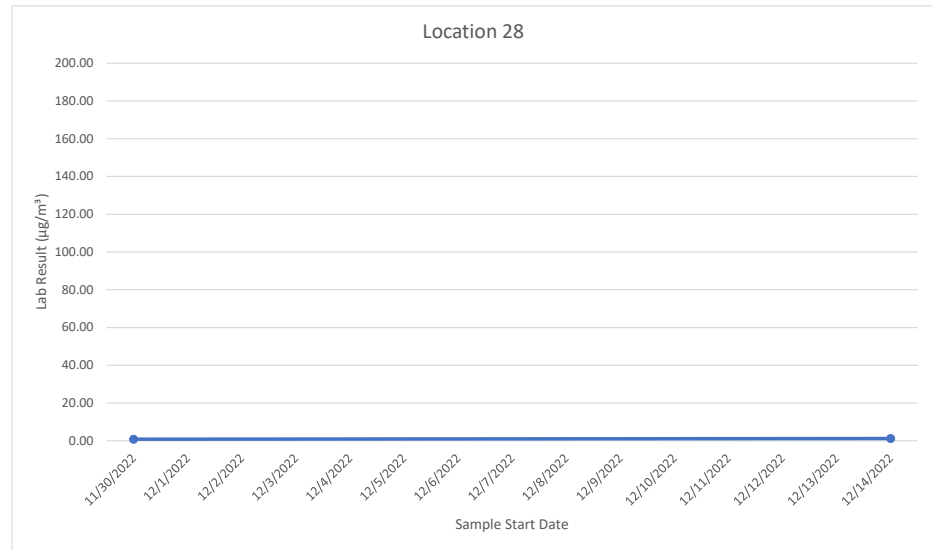


Location 28

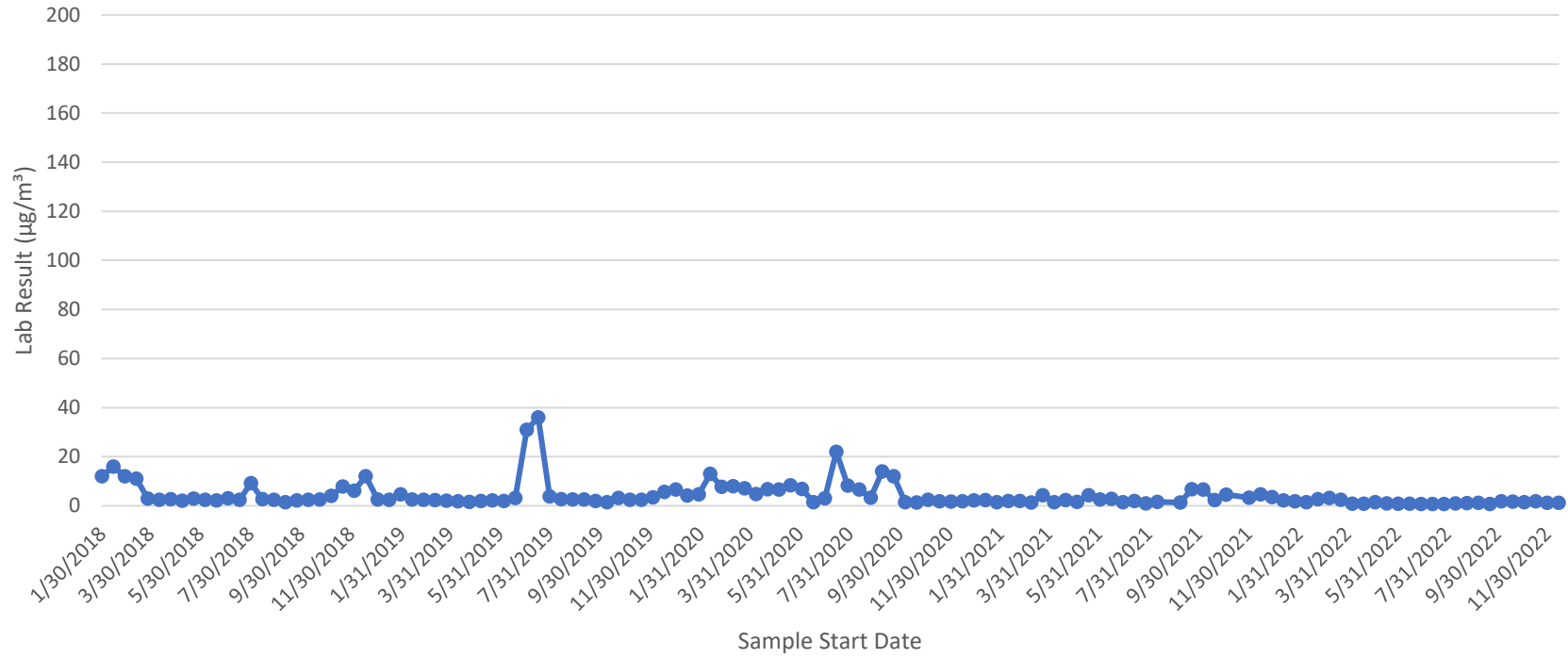


Location 28 Sample Data						
Sample Start Date (without time)	Sample Start Date	Sample End Date	Compound	Lab Result ($\mu\text{g}/\text{m}^3$)	Lab Qualifier	Outlier
11/30/2022	11/30/2022 11:56 AM	12/14/2022 08:10 AM	Benzene	0.84		No
12/14/2022	12/14/2022 08:10 AM	12/28/2022 10:37 AM	Benzene	1.2	CN	No

Loc 28 Summary Statistics		
Number of Observations =	2	Units
Minimum =	0.84	$\mu\text{g}/\text{m}^3$
Maximum =	1.2	$\mu\text{g}/\text{m}^3$
Mean =	1.0	$\mu\text{g}/\text{m}^3$
Median =	1.0	$\mu\text{g}/\text{m}^3$

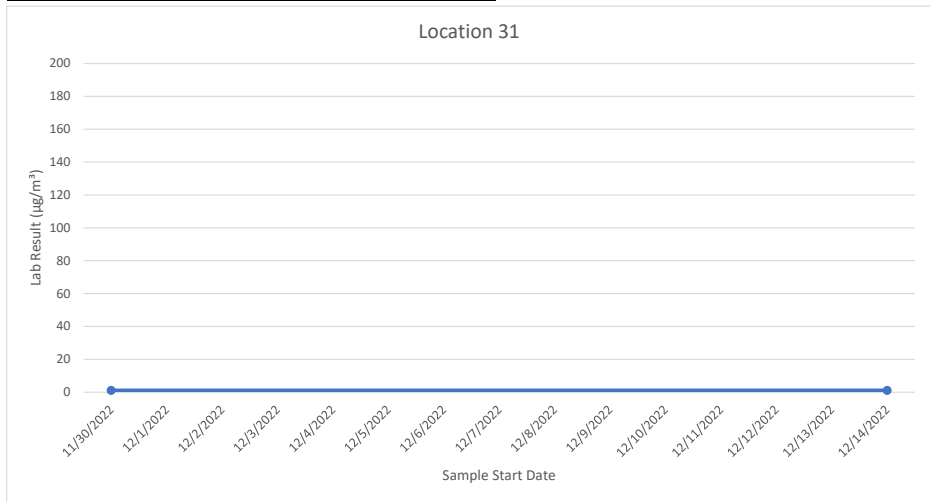


Location 31

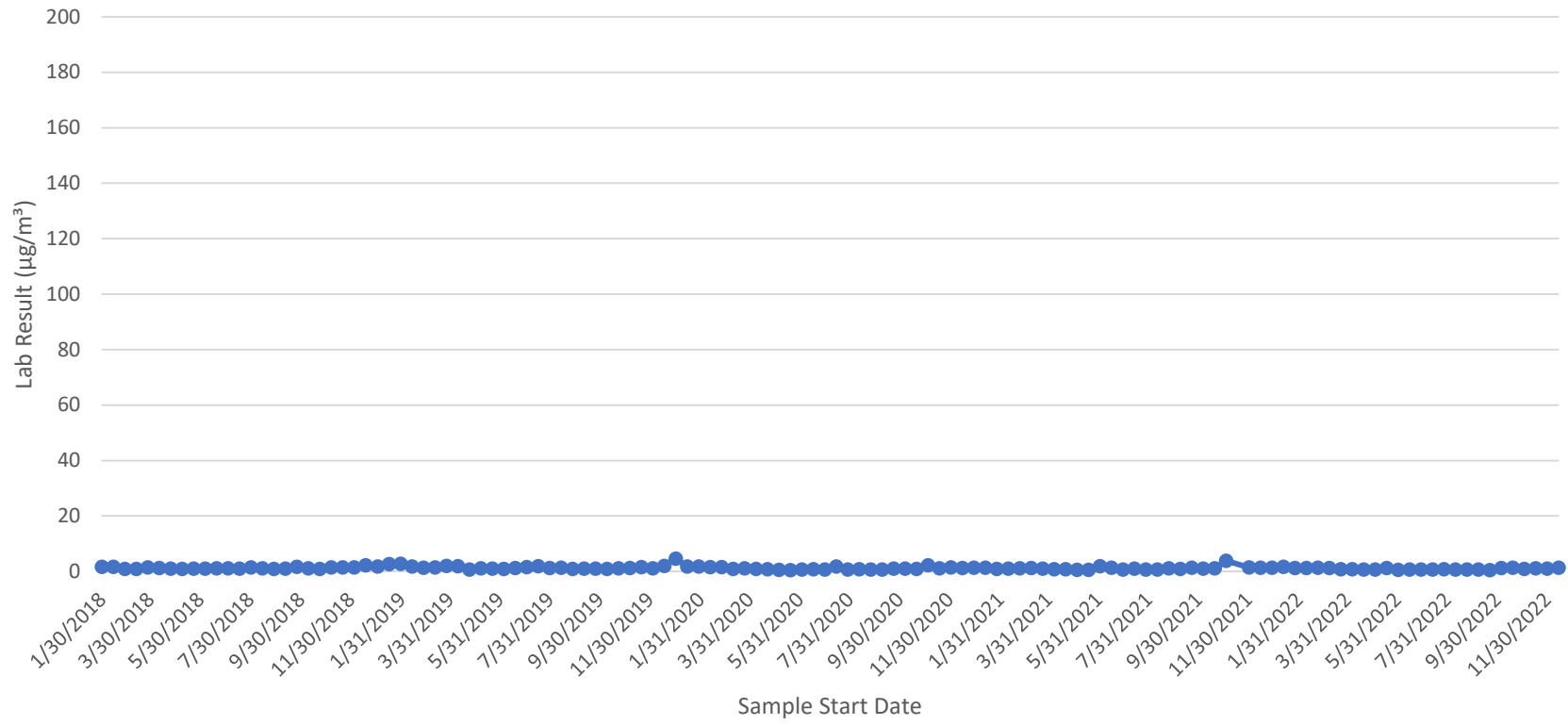


Location 31 Sample Data						
Sample Start Date (without time)	Sample Start Date	Sample End Date	Compound	Lab Result ($\mu\text{g}/\text{m}^3$)	Lab Qualifier	Outlier
11/30/2022	11/30/2022 11:17 AM	12/14/2022 07:34 AM	Benzene	1.2		No
12/14/2022	12/14/2022 07:34 AM	12/28/2022 09:57 AM	Benzene	1.2	CN	No

Loc 31 Summary Statistics		
Number of Observations =	2	Units
Minimum =	1.2	$\mu\text{g}/\text{m}^3$
Maximum =	1.2	$\mu\text{g}/\text{m}^3$
Mean =	1.2	$\mu\text{g}/\text{m}^3$
Median =	1.2	$\mu\text{g}/\text{m}^3$

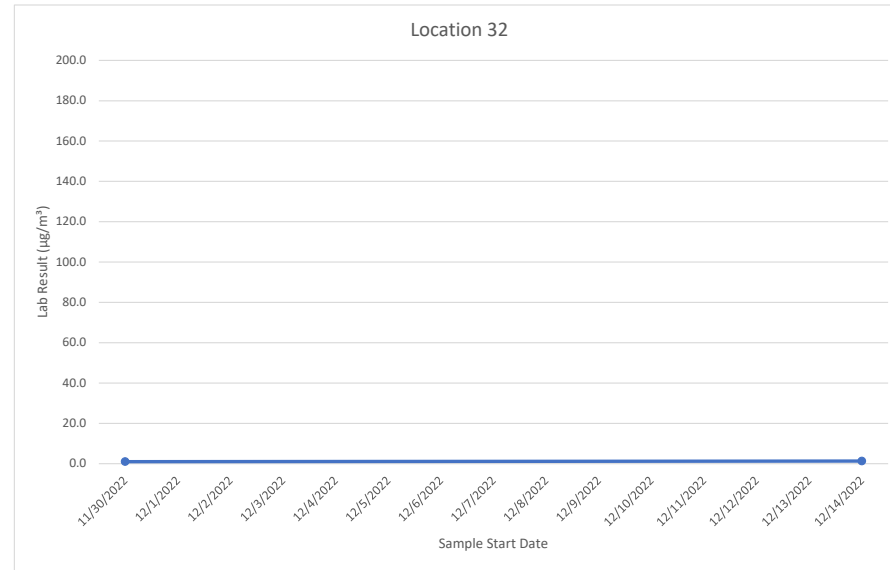


Location 32

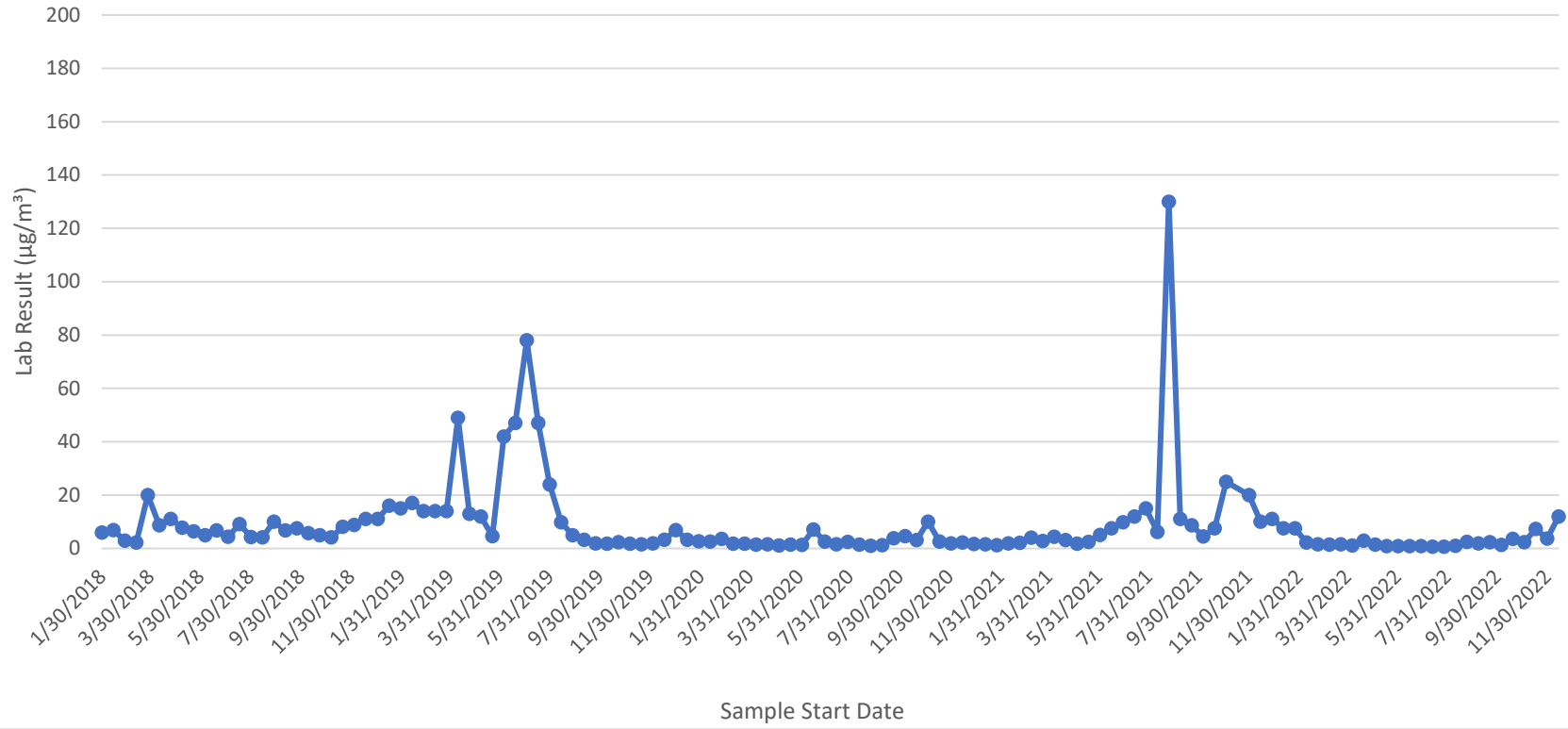


Location 32 Sample Data						
Sample Start Date (without time)	Sample Start Date	Sample End Date	Compound	Lab Result ($\mu\text{g}/\text{m}^3$)	Lab Qualifier	Outlier
11/30/2022	11/30/2022 11:01 AM	12/14/2022 07:09 AM	Benzene	1.0		No
12/14/2022	12/14/2022 07:09 AM	12/28/2022 09:36 AM	Benzene	1.3	CN	No

Loc 32 Summary Statistics		
Number of Observations =	2	Units
Minimum =	1.0	$\mu\text{g}/\text{m}^3$
Maximum =	1.3	$\mu\text{g}/\text{m}^3$
Mean =	1.2	$\mu\text{g}/\text{m}^3$
Median =	1.2	$\mu\text{g}/\text{m}^3$

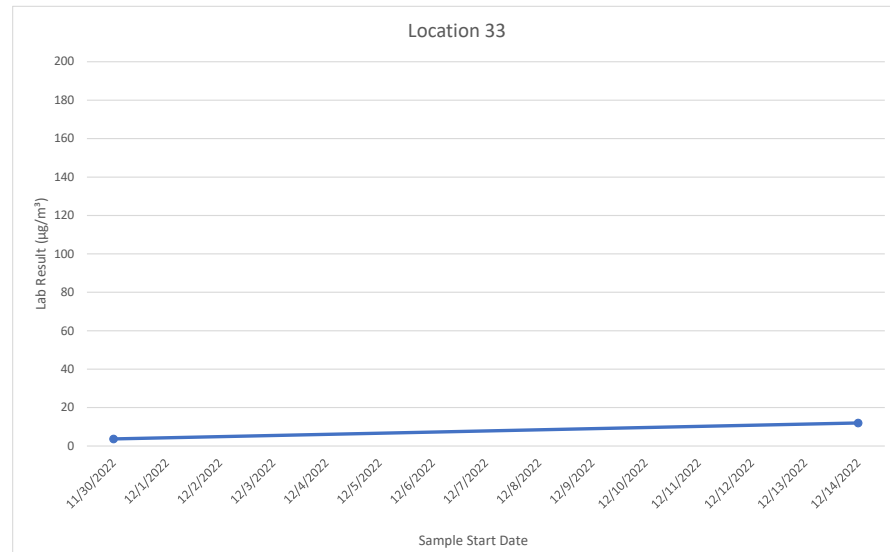


Location 33

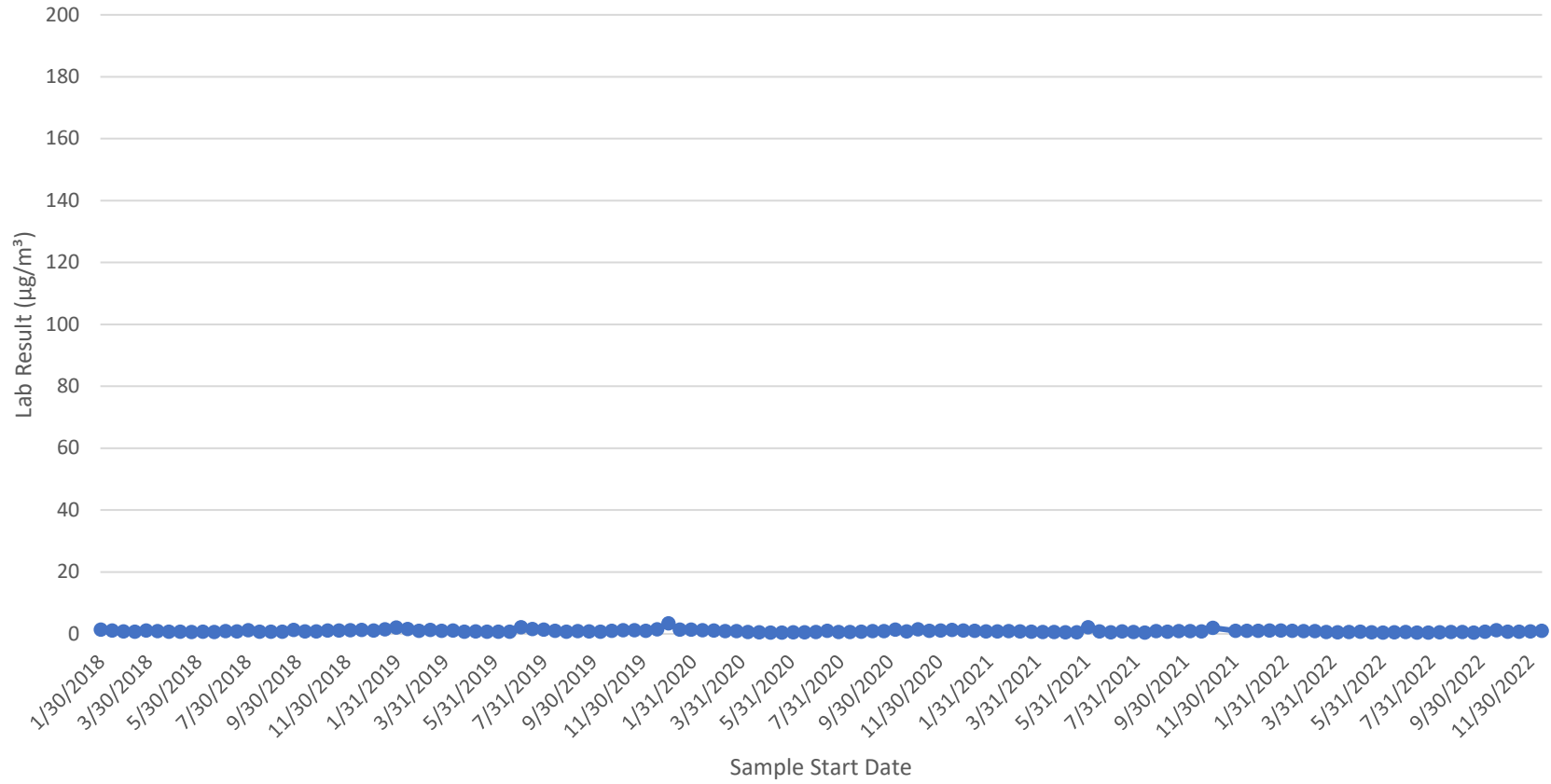


Location 33 Sample Data						
Sample Start Date (without time)	Sample Start Date	Sample End Date	Compound	Lab Result ($\mu\text{g}/\text{m}^3$)	Lab Qualifier	Outlier
11/30/2022	11/30/2022 12:08 PM	12/14/2022 08:28 AM	Benzene	3.7		No
12/14/2022	12/14/2022 08:28 AM	12/28/2022 10:51 AM	Benzene	12.0	CN	No

Loc 33 Summary Statistics		
Number of Observations =	2	Units
Minimum =	3.7	$\mu\text{g}/\text{m}^3$
Maximum =	12.0	$\mu\text{g}/\text{m}^3$
Mean =	7.9	$\mu\text{g}/\text{m}^3$
Median =	7.9	$\mu\text{g}/\text{m}^3$

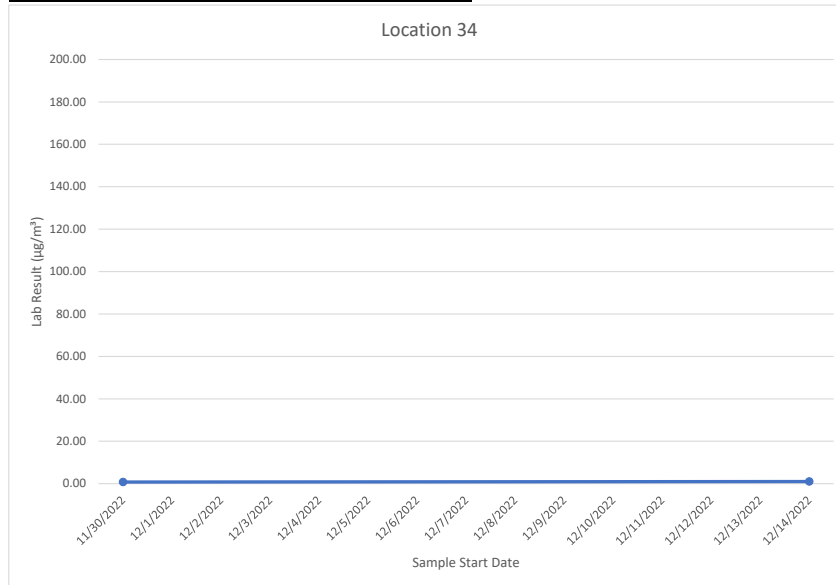


Location 34

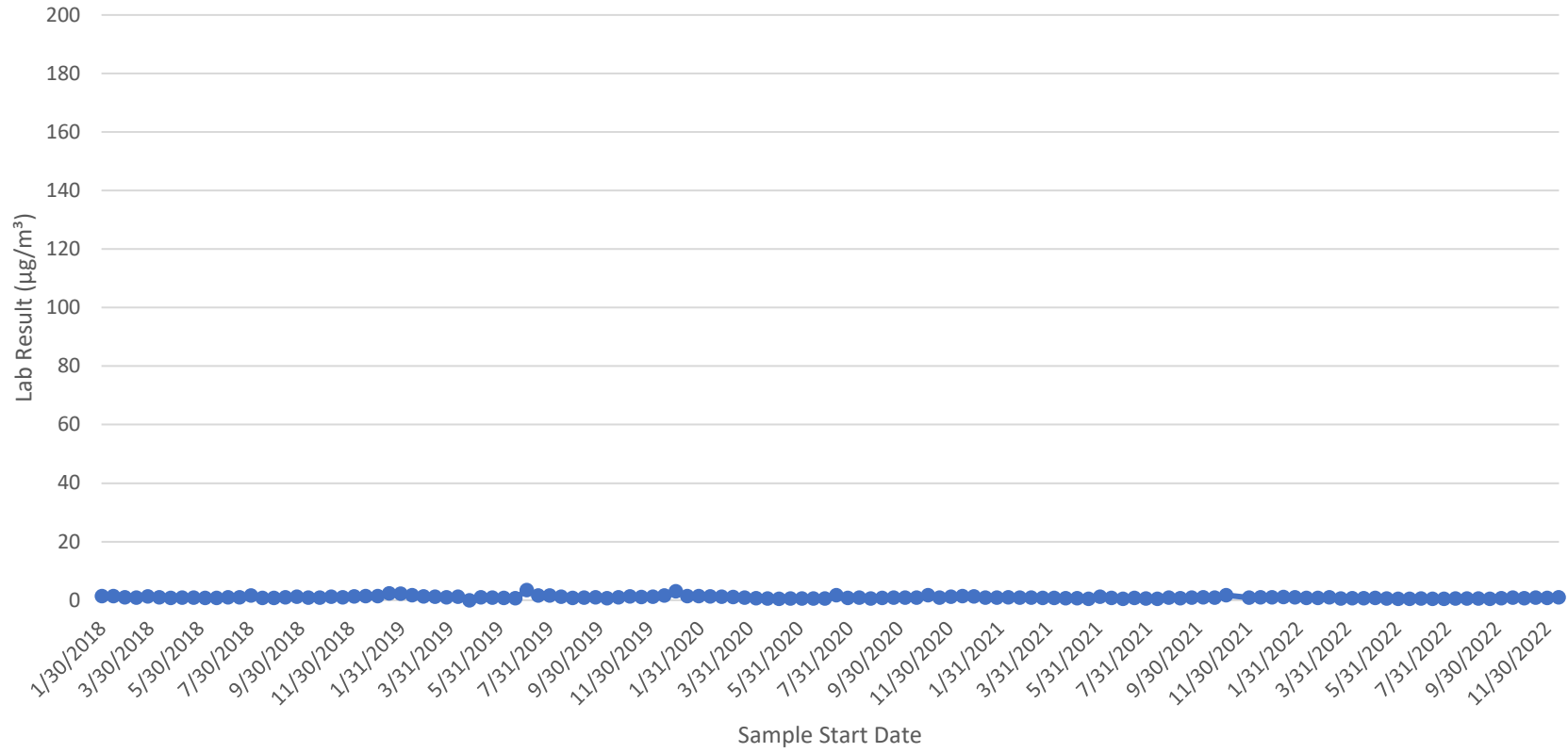


Location 34 Sample Data						
Sample Start Date (without time)	Sample Start Date	Sample End Date	Compound	Lab Result ($\mu\text{g}/\text{m}^3$)	Lab Qualifier	Outlier
11/30/2022	11/30/2022 10:38 AM	12/14/2022 06:48 AM	Benzene	0.76		No
12/14/2022	12/14/2022 06:48 AM	12/28/2022 09:10 AM	Benzene	1.0	CN	No

Loc 34 Summary Statistics		
Number of Observations =	2	Units
Minimum =	0.76	$\mu\text{g}/\text{m}^3$
Maximum =	1.0	$\mu\text{g}/\text{m}^3$
Mean =	0.88	$\mu\text{g}/\text{m}^3$
Median =	0.88	$\mu\text{g}/\text{m}^3$

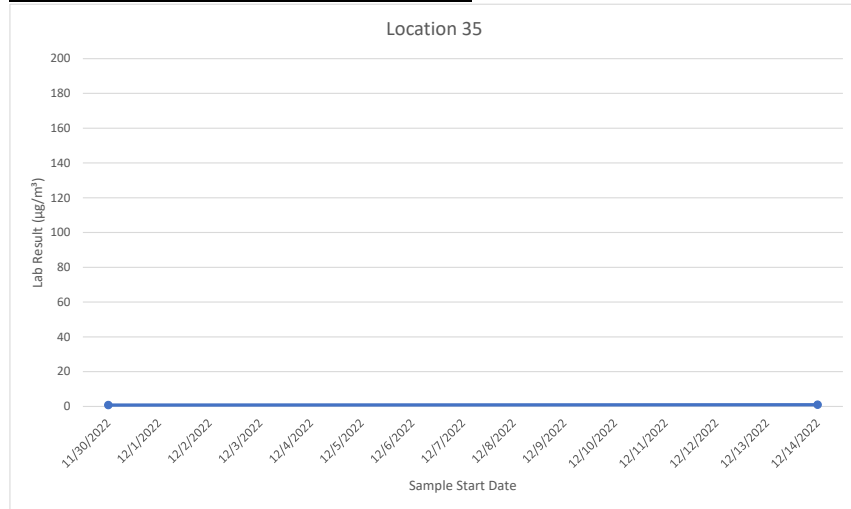


Location 35

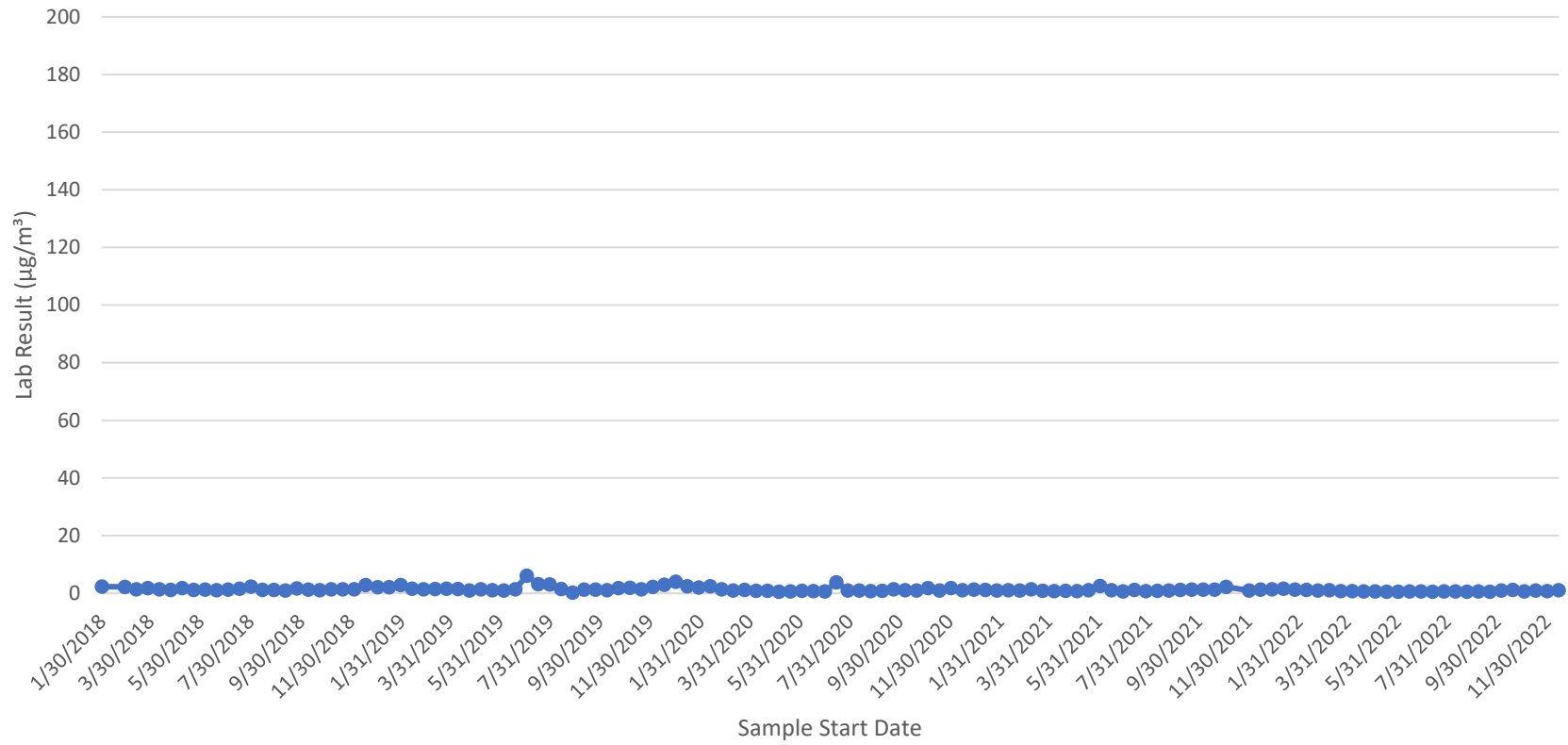


Location 35 Sample Data						
Sample Start Date (without time)	Sample Start Date	Sample End Date	Compound	Lab Result ($\mu\text{g}/\text{m}^3$)	Lab Qualifier	Outlier
11/30/2022	11/30/2022 10:34 AM	12/14/2022 06:42 AM	Benzene	0.80		No
12/14/2022	12/14/2022 06:42 AM	12/28/2022 09:05 AM	Benzene	0.99	CN	No

Loc 35 Summary Statistics		
Number of Observations =	2	Units
Minimum =	0.80	$\mu\text{g}/\text{m}^3$
Maximum =	0.99	$\mu\text{g}/\text{m}^3$
Mean =	0.90	$\mu\text{g}/\text{m}^3$
Median =	0.90	$\mu\text{g}/\text{m}^3$

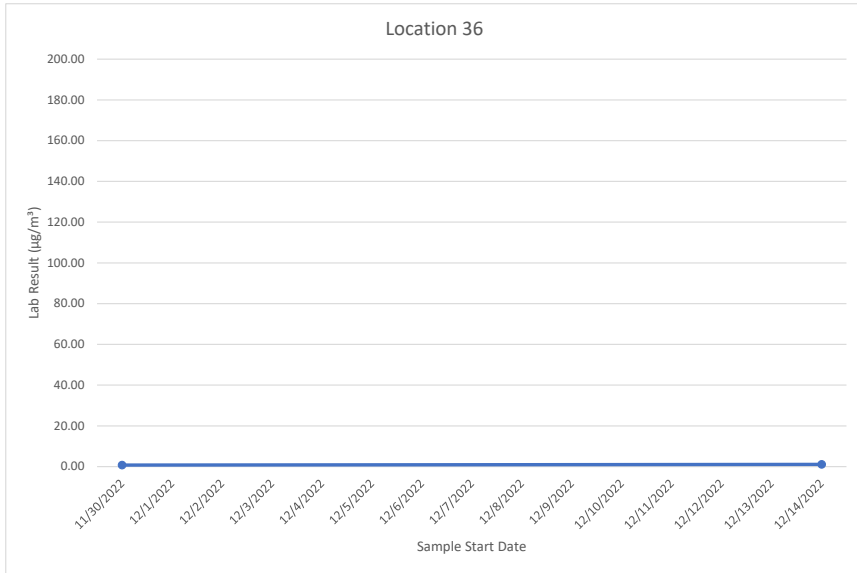


Location 36

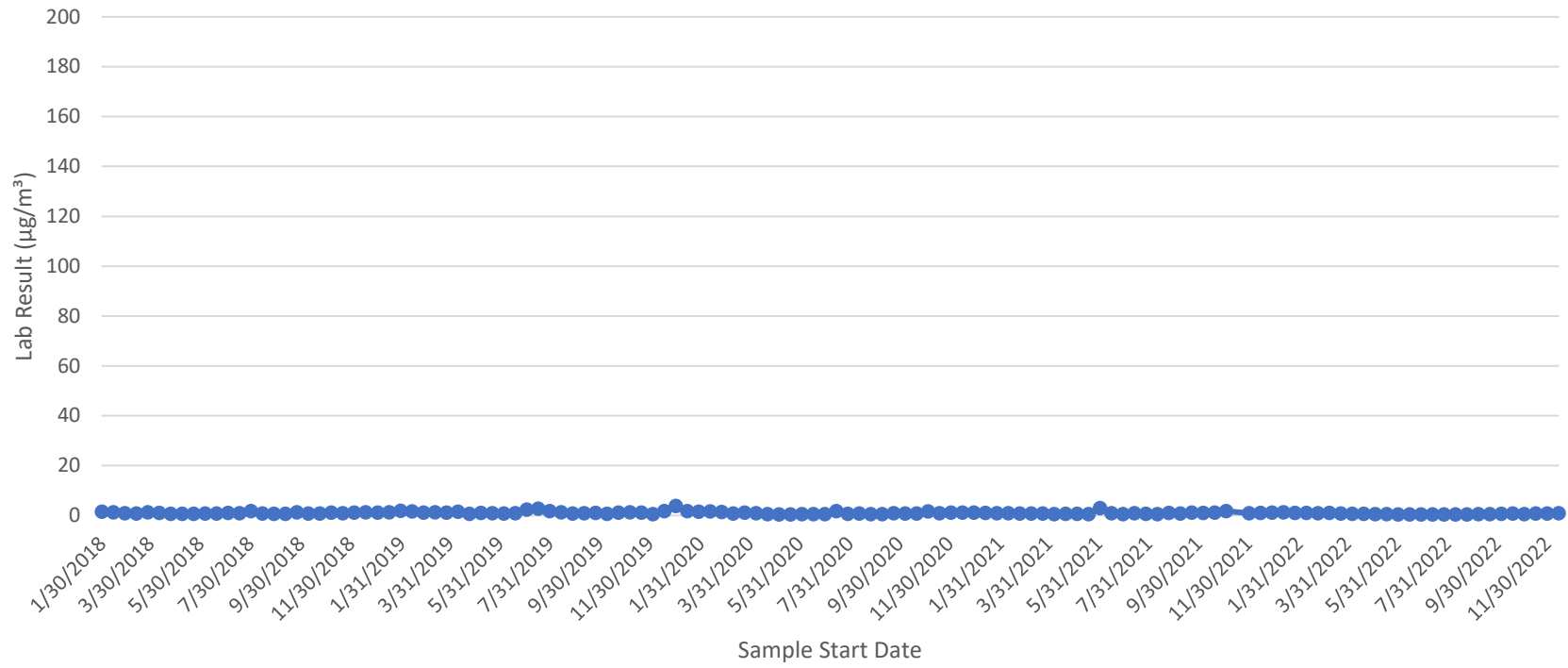


Location 36 Sample Data						
Sample Start Date (without time)	Sample Start Date	Sample End Date	Compound	Lab Result ($\mu\text{g}/\text{m}^3$)	Lab Qualifier	Outlier
11/30/2022	11/30/2022 12:30 PM	12/14/2022 09:05 AM	Benzene	0.76		No
12/14/2022	12/14/2022 09:05 AM	12/28/2022 11:18 AM	Benzene	1.1	CN	No

Loc 36 Summary Statistics		
Number of Observations =	2	Units
Minimum =	0.76	$\mu\text{g}/\text{m}^3$
Maximum =	1.1	$\mu\text{g}/\text{m}^3$
Mean =	0.93	$\mu\text{g}/\text{m}^3$
Median =	0.93	$\mu\text{g}/\text{m}^3$



Location 37



Location 37 Sample Data						
Sample Start Date	Sample Start Date	Sample End Date	Compound	Lab Result ($\mu\text{g}/\text{m}^3$)	Lab Qualifier	Outlier
11/30/2022	11/30/2022 10:28 AM	12/14/2022 06:38 AM	Benzene	0.75		No
12/14/2022	12/14/2022 06:38 AM	12/28/2022 09:00 AM	Benzene	0.91	CN	No

Loc 37 Summary Statistics	
Number of Observations = 2	Units
Minimum = 0.75	$\mu\text{g}/\text{m}^3$
Maximum = 0.91	$\mu\text{g}/\text{m}^3$
Mean = 0.83	$\mu\text{g}/\text{m}^3$
Median = 0.83	$\mu\text{g}/\text{m}^3$

