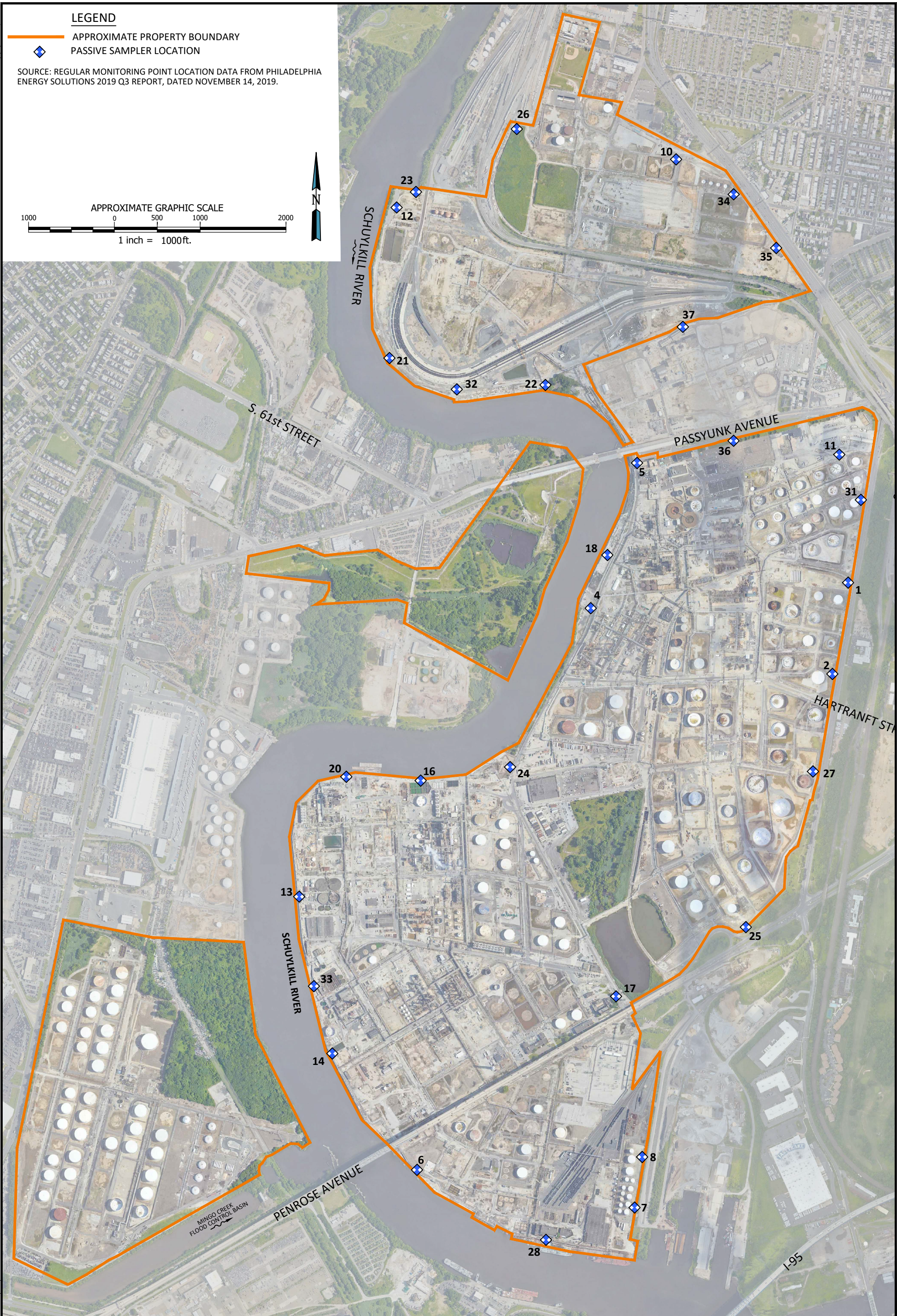
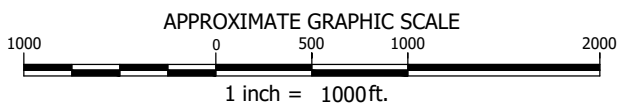


2022/01/28 10:35 AM REVISED

**LEGEND**

- APPROXIMATE PROPERTY BOUNDARY
- PASSIVE SAMPLER LOCATION

SOURCE: REGULAR MONITORING POINT LOCATION DATA FROM PHILADELPHIA ENERGY SOLUTIONS 2019 Q3 REPORT, DATED NOVEMBER 14, 2019.



SOURCE: IMAGE ADAPTED FROM GOOGLE EARTH IMAGERY DATED JULY 2017.  
 COPYRIGHT © 2022 WEAVER CONSULTANTS GROUP.  
 ALL RIGHTS RESERVED.

PREPARED FOR:  
**HILCO REDEVELOPMENT PARTNERS, LLC**

**PES FENCE LINE MONITORING POINTS**  
 PES REFINERY  
 3144 PASSYUNK AVENUE  
 PHILADELPHIA, PA  
REUSE OF DOCUMENTS  
THIS DOCUMENT, AND THE DESIGNS INCORPORATED HEREIN, AS AN INSTRUMENT OF PROFESSIONAL SERVICE, IS THE PROPERTY OF WEAVER CONSULTANTS GROUP, AND IS NOT TO BE USED IN WHOLE OR IN PART, WITHOUT THE WRITTEN AUTHORIZATION OF WEAVER CONSULTANTS GROUP.

**Weaver Consultants Group**  
 CHICAGO, ILLINOIS  
 (312) 922-1030 www.wcgrp.com

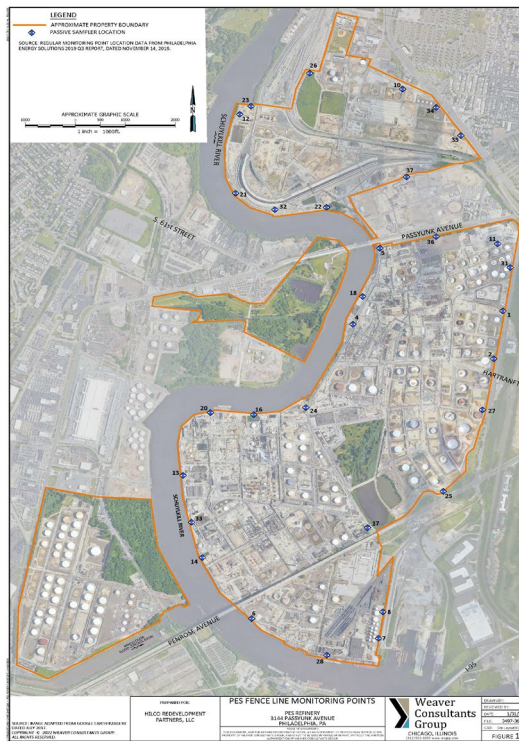
DRAWN BY:	RMD
REVIEWED BY:	RS
DATE:	1/31/2022
FILE:	3497-362-01
CAD:	Site Layout2022.dwg
<b>FIGURE 1</b>	

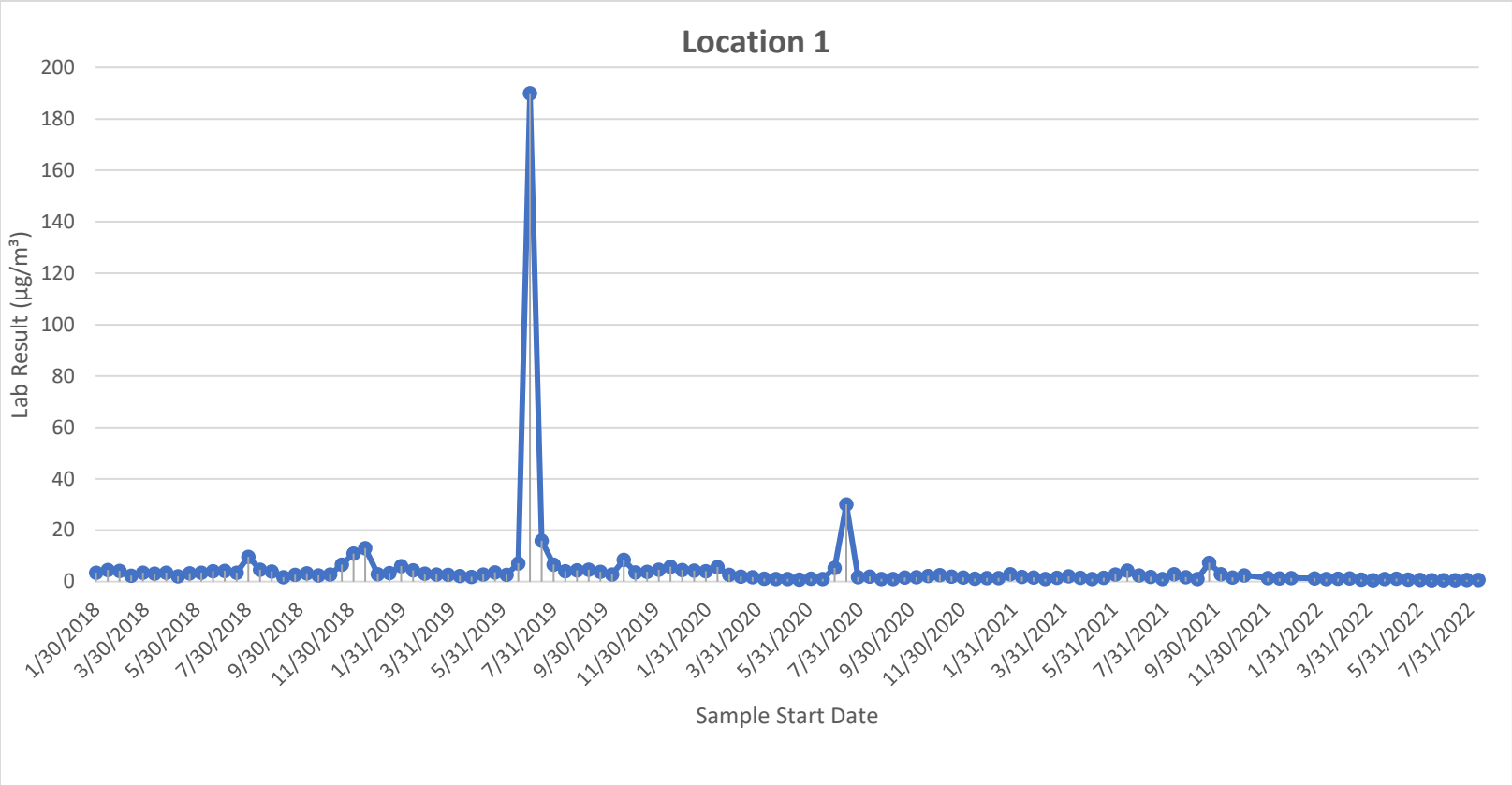
\\PROJECTS\3400\_3497\_362 - PES REFINERY\ACAD\SITE\_LAYOUT\2022

August 2022 Sample Data								
Location	Sample Start Date (without time)	Sample Start Date	Sample End Date	Compound	Lab Result (µg/m <sup>3</sup> )	Sample Type	Lab Qualifier	Outlier
1	7/27/2022	07/27/2022 09:35 AM	08/10/2022 09:30 AM	Benzene	0.65	Sample		No
2	7/27/2022	07/27/2022 09:45 AM	08/10/2022 09:35 AM	Benzene	0.51	Sample		No
4	7/27/2022	07/27/2022 11:30 AM	08/10/2022 11:09 AM	Benzene	0.67	Sample		No
5	7/27/2022	07/27/2022 09:08 AM	08/10/2022 08:57 AM	Benzene	0.50	Sample		No
6	7/27/2022	07/27/2022 10:45 AM	08/10/2022 10:25 AM	Benzene	0.51	Sample		No
7	7/27/2022	07/27/2022 10:32 AM	08/10/2022 10:12 AM	Benzene	0.72	Sample		No
8	7/27/2022	07/27/2022 10:24 AM	08/10/2022 10:02 AM	Benzene	0.58	Sample		No
10	7/27/2022	07/27/2022 08:25 AM	08/10/2022 08:06 AM	Benzene	0.46	Sample		No
11	7/27/2022	07/27/2022 09:26 AM	08/10/2022 09:18 AM	Benzene	0.60	Sample		No
12	7/27/2022	07/27/2022 08:44 AM	08/10/2022 08:26 AM	Benzene	0.40	Sample		No
13	7/27/2022	07/27/2022 11:04 AM	08/10/2022 10:41 AM	Benzene	0.58	Sample		No
14	7/27/2022	07/27/2022 10:52 AM	08/10/2022 10:34 AM	Benzene	0.53	Sample		No
16	7/27/2022	07/27/2022 11:18 AM	08/10/2022 10:54 AM	Benzene	2.0	Sample		No
17	7/27/2022	07/27/2022 10:10 AM	08/10/2022 09:01 AM	Benzene	0.78	Sample		No
18	7/27/2022	07/27/2022 09:13 AM	08/10/2022 09:03 AM	Benzene	1.0	Sample		No
20	7/27/2022	07/27/2022 11:12 AM	08/10/2022 10:49 AM	Benzene	2.2	Sample		No
21	7/27/2022	07/27/2022 08:50 AM	08/10/2022 08:32 AM	Benzene	0.59	Sample		No
22	7/27/2022	07/27/2022 09:01 AM	08/10/2022 08:44 AM	Benzene	0.54	Sample		No
23	7/27/2022	07/27/2022 08:39 AM	08/10/2022 08:21 AM	Benzene	0.56	Sample		No
24	7/27/2022	07/27/2022 11:25 AM	08/10/2022 11:03 AM	Benzene	2.3	Sample		No
25	7/27/2022	07/27/2022 09:58 AM	08/10/2022 09:47 AM	Benzene	0.68	Sample		No
26	7/27/2022	07/27/2022 08:32 AM	08/10/2022 08:13 AM	Benzene	0.48	Sample		No
27	7/27/2022	07/27/2022 09:52 AM	08/10/2022 09:42 AM	Benzene	0.52	Sample		No
28	7/27/2022	07/27/2022 10:38 AM	08/10/2022 10:19 AM	Benzene	0.67	Sample		No
31	7/27/2022	07/27/2022 09:32 AM	08/10/2022 09:23 AM	Benzene	0.68	Sample		No
32	7/27/2022	07/27/2022 08:55 AM	08/10/2022 08:39 AM	Benzene	0.80	Sample		No
33	7/27/2022	07/27/2022 10:58 AM	08/10/2022 10:48 AM	Benzene	0.61	Sample		No
34	7/27/2022	07/27/2022 08:11 AM	08/10/2022 08:01 AM	Benzene	0.42	Sample		No
35	7/27/2022	07/27/2022 08:02 AM	08/10/2022 07:49 AM	Benzene	0.43	Sample		No
36	7/27/2022	07/27/2022 11:37 AM	08/10/2022 11:17 AM	Benzene	0.62	Sample		No
37	7/27/2022	07/27/2022 07:54 AM	08/10/2022 07:43 AM	Benzene	0.43	Sample		No
1	8/10/2022	08/10/2022 09:30 AM	08/24/2022 09:35 AM	Benzene	0.66	Sample		No
2	8/10/2022	08/10/2022 09:35 AM	08/24/2022 09:41 AM	Benzene	0.69	Sample		No
4	8/10/2022	08/10/2022 11:09 AM	08/24/2022 11:14 AM	Benzene	0.69	Sample		No
5	8/10/2022	08/10/2022 08:57 AM	08/24/2022 09:06 AM	Benzene	1.0	Sample		No
6	8/10/2022	08/10/2022 10:25 AM	08/24/2022 06:01 AM	Benzene	0.74	Sample		No
7	8/10/2022	08/10/2022 10:12 AM	08/24/2022 10:16 AM	Benzene	0.83	Sample		No
8	8/10/2022	08/10/2022 10:02 AM	08/24/2022 10:09 AM	Benzene	0.63	Sample		No
10	8/10/2022	08/10/2022 08:06 AM	08/24/2022 08:18 AM	Benzene	0.48	Sample		No
11	8/10/2022	08/10/2022 09:18 AM	08/24/2022 09:24 AM	Benzene	0.73	Sample		No
12	8/10/2022	08/10/2022 08:26 AM	08/24/2022 08:37 AM	Benzene	0.49	Sample		No
13	8/10/2022	08/10/2022 10:41 AM	08/24/2022 10:50 AM	Benzene	0.80	Sample		No
14	8/10/2022	08/10/2022 10:34 AM	08/24/2022 10:31 AM	Benzene	1.0	Sample		No
16	8/10/2022	08/10/2022 10:54 AM	08/24/2022 11:05 AM	Benzene	2.1	Sample		No
17	8/10/2022	08/10/2022 06:01 AM	08/24/2022 10:00 AM	Benzene	0.83	Sample		No
18	8/10/2022	08/10/2022 09:03 AM	08/24/2022 09:11 AM	Benzene	0.90	Sample		No
20	8/10/2022	08/10/2022 10:49 AM	08/24/2022 10:57 AM	Benzene	2.6	Sample		No
21	8/10/2022	08/10/2022 08:32 AM	08/24/2022 08:47 AM	Benzene	0.58	Sample		No
22	8/10/2022	08/10/2022 08:44 AM	08/24/2022 08:57 AM	Benzene	0.72	Sample		No
23	8/10/2022	08/10/2022 08:21 AM	08/24/2022 08:33 AM	Benzene	0.44	Sample		No
24	8/10/2022	08/10/2022 11:03 AM	08/24/2022 11:10 AM	Benzene	2.1	Sample		No
25	8/10/2022	08/10/2022 09:47 AM	08/24/2022 09:50 AM	Benzene	0.77	Sample		No
26	8/10/2022	08/10/2022 08:13 AM	08/24/2022 08:23 AM	Benzene	0.51	Sample		No
27	8/10/2022	08/10/2022 09:42 AM	08/24/2022 09:46 AM	Benzene	0.61	Sample		No
28	8/10/2022	08/10/2022 10:19 AM	08/24/2022 10:23 AM	Benzene	0.89	Sample		No
31	8/10/2022	08/10/2022 09:23 AM	08/24/2022 09:28 AM	Benzene	1.0	Sample		No
32	8/10/2022	08/10/2022 08:39 AM	08/24/2022 08:51 AM	Benzene	0.68	Sample		No
33	8/10/2022	08/10/2022 05:48 AM	08/24/2022 05:43 AM	Benzene	1.0	Sample		No
34	8/10/2022	08/10/2022 08:01 AM	08/24/2022 08:07 AM	Benzene	0.49	Sample		No
35	8/10/2022	08/10/2022 07:49 AM	08/24/2022 08:01 AM	Benzene	0.56	Sample		No
36	8/10/2022	08/10/2022 11:17 AM	08/24/2022 11:20 AM	Benzene	0.68	Sample		No
37	8/10/2022	08/10/2022 07:43 AM	08/24/2022 07:55 AM	Benzene	0.47	Sample		No

Quality Control Data							
Location	Sample Start Date	Sample End Date	Compound	Lab Result (µg/m <sup>3</sup> )	Sample Type	Lab Qualifier	Outlier
7	07/27/2022 10:32 AM	08/10/2022 10:12 AM	Benzene	0.18	Blank	U	No
11	07/27/2022 09:26 AM	08/10/2022 09:18 AM	Benzene	0.18	Blank	U	No
10	07/27/2022 08:25 AM	08/10/2022 08:06 AM	Benzene	0.41	Duplicate		No
21	07/27/2022 08:50 AM	08/10/2022 08:32 AM	Benzene	0.64	Duplicate		No
24	07/27/2022 11:25 AM	08/10/2022 11:03 AM	Benzene	2.4	Duplicate		No
28	08/10/2022 10:19 AM	08/24/2022 10:23 AM	Benzene	0.18	Blank	U	No
31	08/10/2022 09:23 AM	08/24/2022 09:28 AM	Benzene	0.18	Blank	U	No
4	08/10/2022 11:09 AM	08/24/2022 11:14 AM	Benzene	0.64	Duplicate		No
26	08/10/2022 08:13 AM	08/24/2022 08:23 AM	Benzene	0.55	Duplicate		No
32	08/10/2022 08:39 AM	08/24/2022 08:51 AM	Benzene	0.64	Duplicate		No

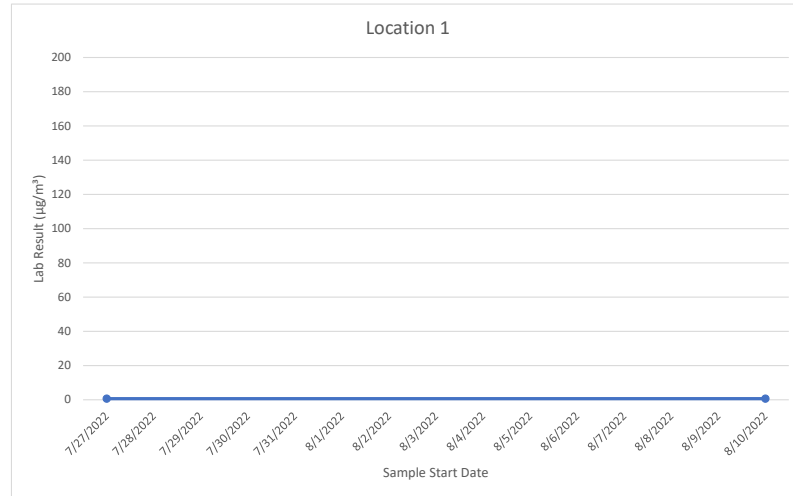
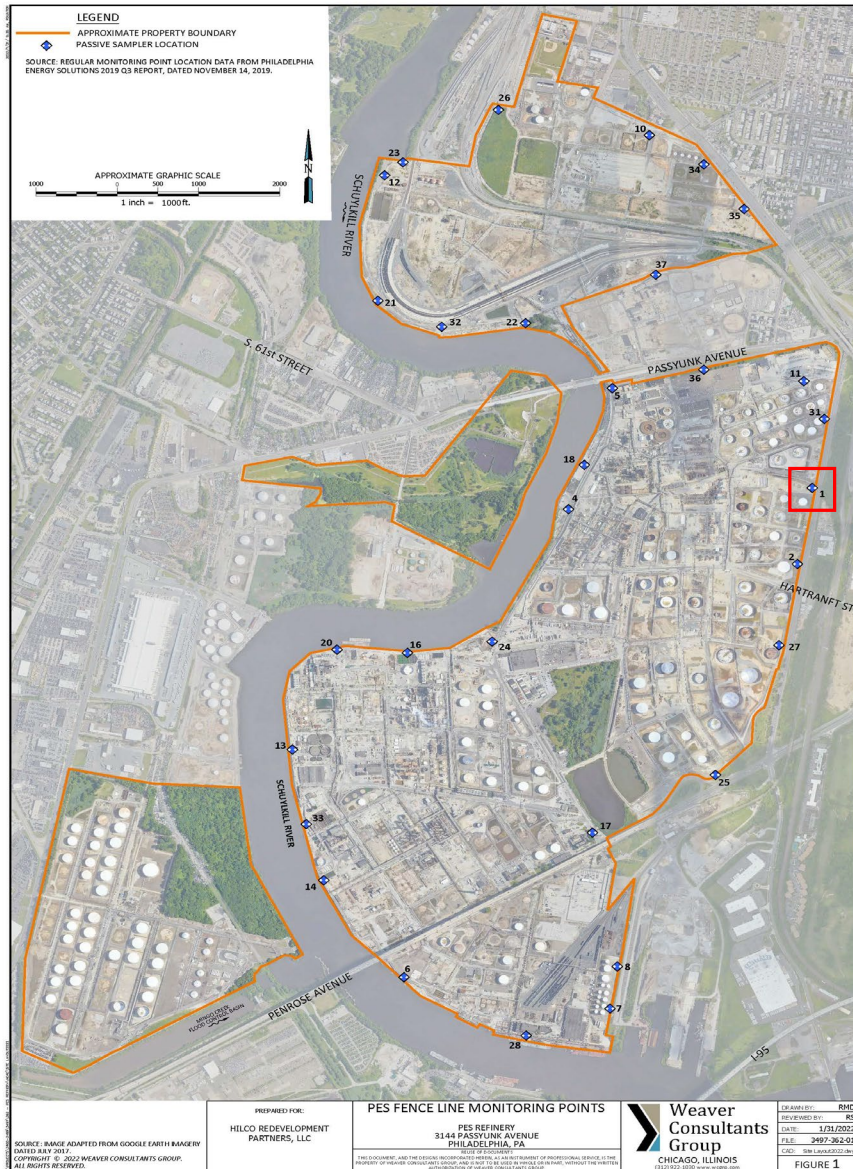
August 2022 Summary Statistics		Units
Number of Observations =	62	
Minimum =	0.40	µg/m <sup>3</sup>
Maximum =	2.6	µg/m <sup>3</sup>
Mean =	0.80	µg/m <sup>3</sup>
Median =	0.67	µg/m <sup>3</sup>
# of values > 9 ug/m3 =	0	
% of results > 9 ug/m3 =	0%	





Location 1 Sample Data							
Sample Start Date (without time)	Sample Start Date	Sample End Date	Compound	Lab Result ( $\mu\text{g}/\text{m}^3$ )	Sample Type	Lab Qualifier	Outlier
7/27/2022	07/27/2022 09:39 AM	08/10/2022 09:30 AM	Benzene	0.65	Sample		No
8/10/2022	08/10/2022 09:30 AM	08/24/2022 09:35 AM	Benzene	0.66	Sample		No

Location 1 Summary Statistics	
Number of Observations =	2
Minimum =	0.65 $\mu\text{g}/\text{m}^3$
Maximum =	0.66 $\mu\text{g}/\text{m}^3$
Mean =	0.66 $\mu\text{g}/\text{m}^3$
Median =	0.66 $\mu\text{g}/\text{m}^3$



PREPARED FOR:  
**HILCO REDEVELOPMENT PARTNERS, LLC**

**PES FENCE LINE MONITORING POINTS**

PES REFINERY  
 3144 PASSYUNK AVENUE  
 PHILADELPHIA, PA



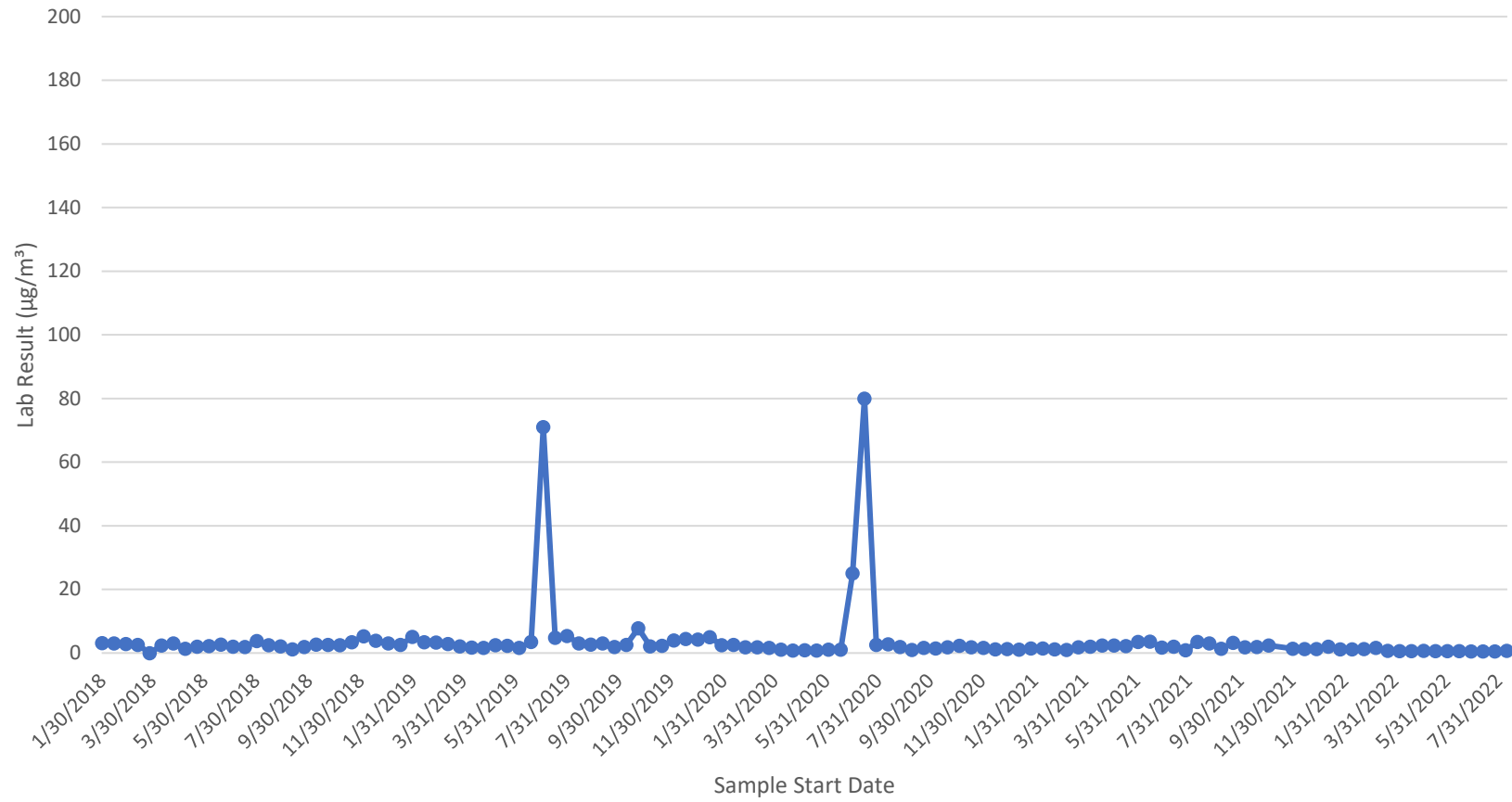
DESIGNED BY: RMD  
 REVIEWED BY: RS  
 DATE: 1/21/2022  
 FILE: 2607-262-01  
 CADD: 2607-262-01-01  
 FIGURE 1

SOURCE: IMAGE ADAPTED FROM GOOGLE EARTH BANGOR LIMITED JULY 2017.  
 COPYRIGHT © 2022 WEAVER CONSULTANTS GROUP. ALL RIGHTS RESERVED.

THIS DOCUMENT AND THE INFORMATION CONTAINED HEREIN IS THE PROPERTY OF WEAVER CONSULTANTS GROUP AND IS NOT TO BE USED IN WHOLE OR IN PART WITHOUT THE WRITTEN AUTHORIZATION OF WEAVER CONSULTANTS GROUP.

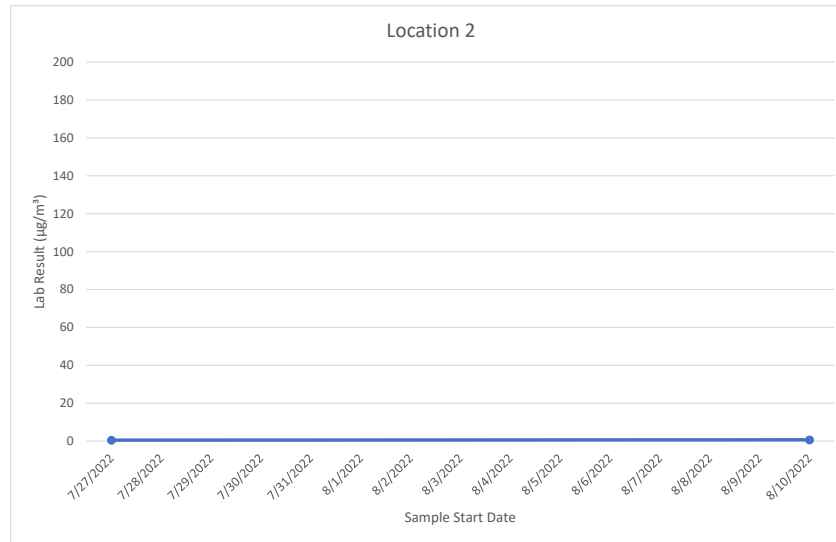
CHICAGO, ILLINOIS  
 (773) 221-2200

## Location 2

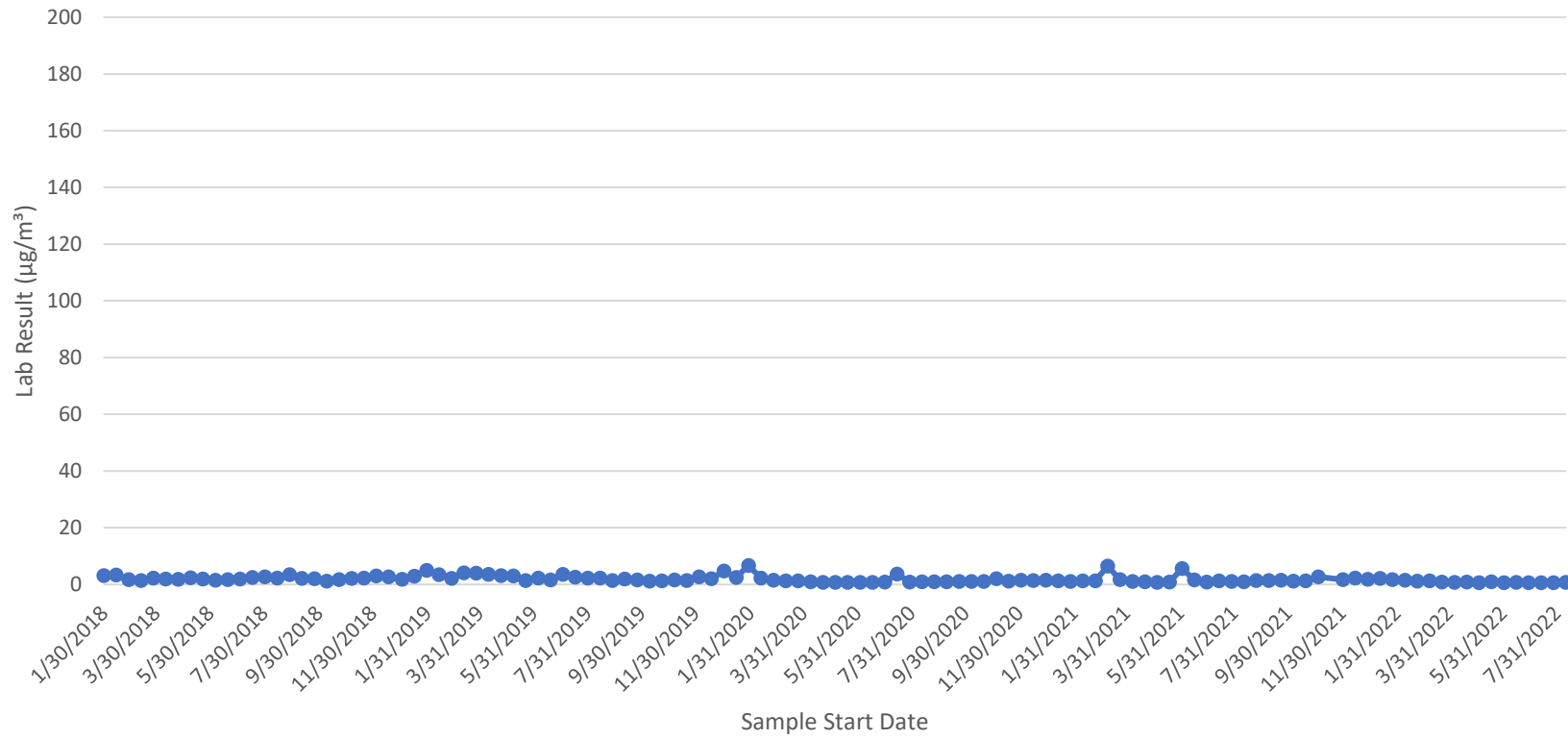


Location 2 Sample Data						
Sample Start Date (without time)	Sample Start Date	Sample End Date	Compound	Lab Result ( $\mu\text{g}/\text{m}^3$ )	Lab Qualifier	Outlier
7/27/2022	07/27/2022 09:45 AM	08/10/2022 09:35 AM	Benzene	0.51		No
8/10/2022	08/10/2022 09:35 AM	08/24/2022 09:41 AM	Benzene	0.69		No

Loc 2 Summary Statistics	
Number of Observations = 2	Units
Minimum = 0.51	$\mu\text{g}/\text{m}^3$
Maximum = 0.69	$\mu\text{g}/\text{m}^3$
Mean = 0.60	$\mu\text{g}/\text{m}^3$
Median = 0.60	$\mu\text{g}/\text{m}^3$

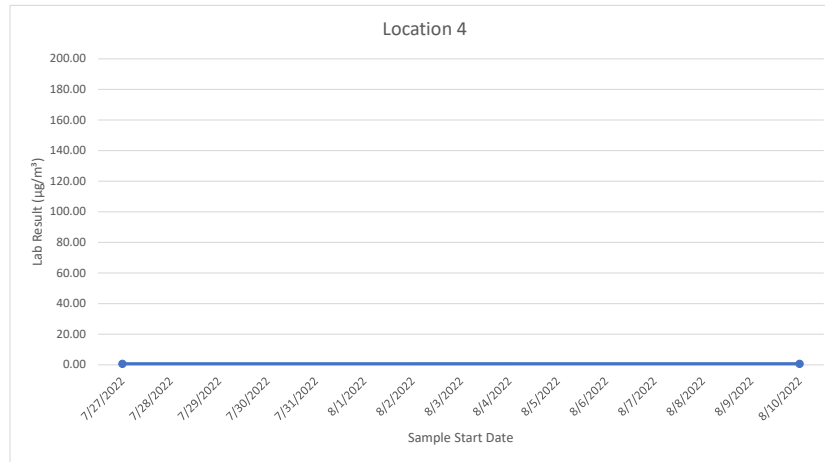


### Location 4



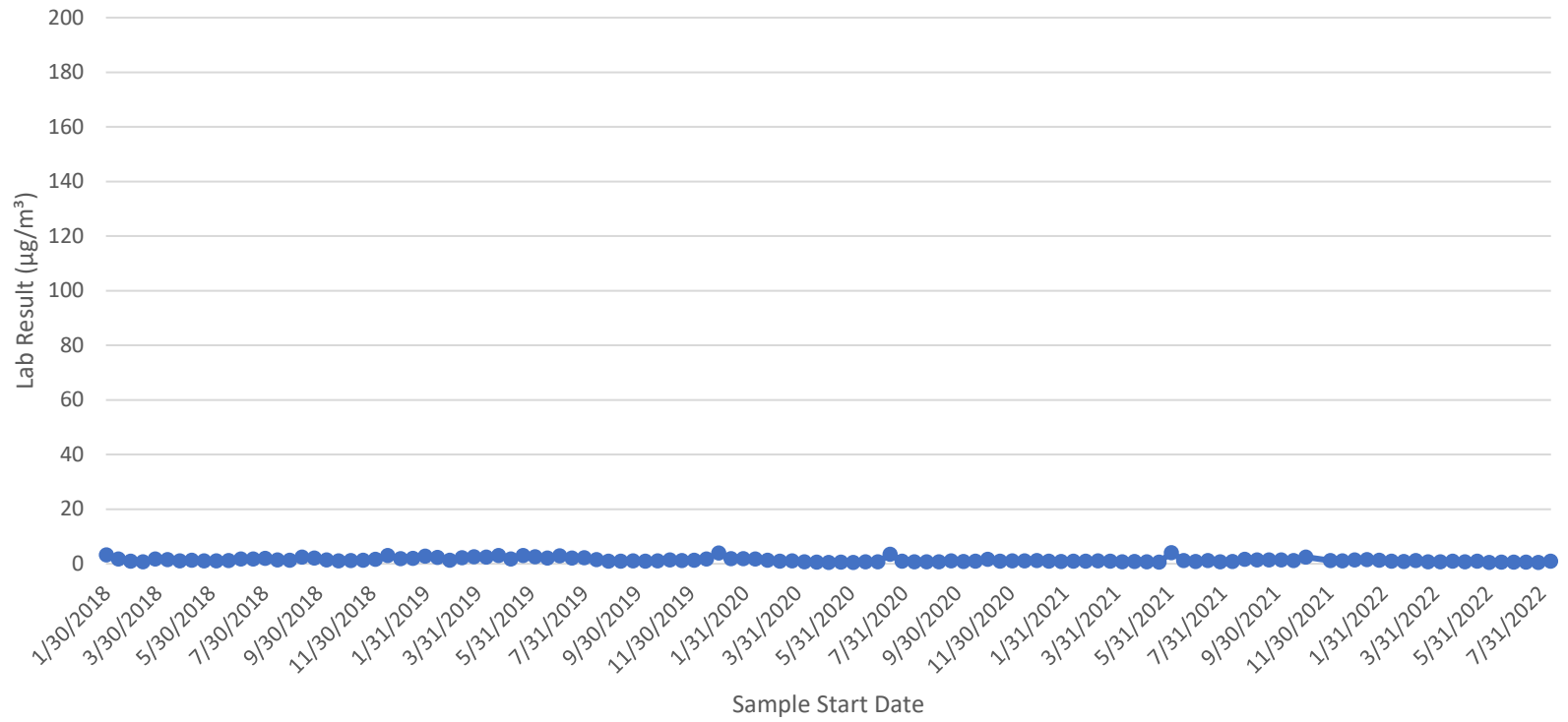
Location 4 Sample Data						
Sample Start Date (without time)	Sample Start Date	Sample End Date	Compound	Lab Result ( $\mu\text{g}/\text{m}^3$ )	Lab Qualifier	Outlier
7/27/2022	07/27/2022 11:30 AM	08/10/2022 11:09 AM	Benzene	0.67		No
8/10/2022	08/10/2022 11:09 AM	08/24/2022 11:14 AM	Benzene	0.69		No

Loc 4 Summary Statistics	
Number of Observations =	2
Minimum =	0.67
Maximum =	0.69
Mean =	0.68
Median =	0.68



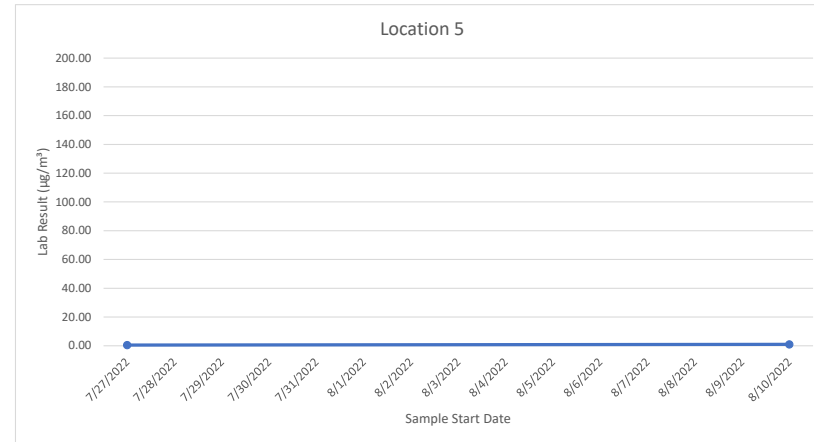


# Location 5

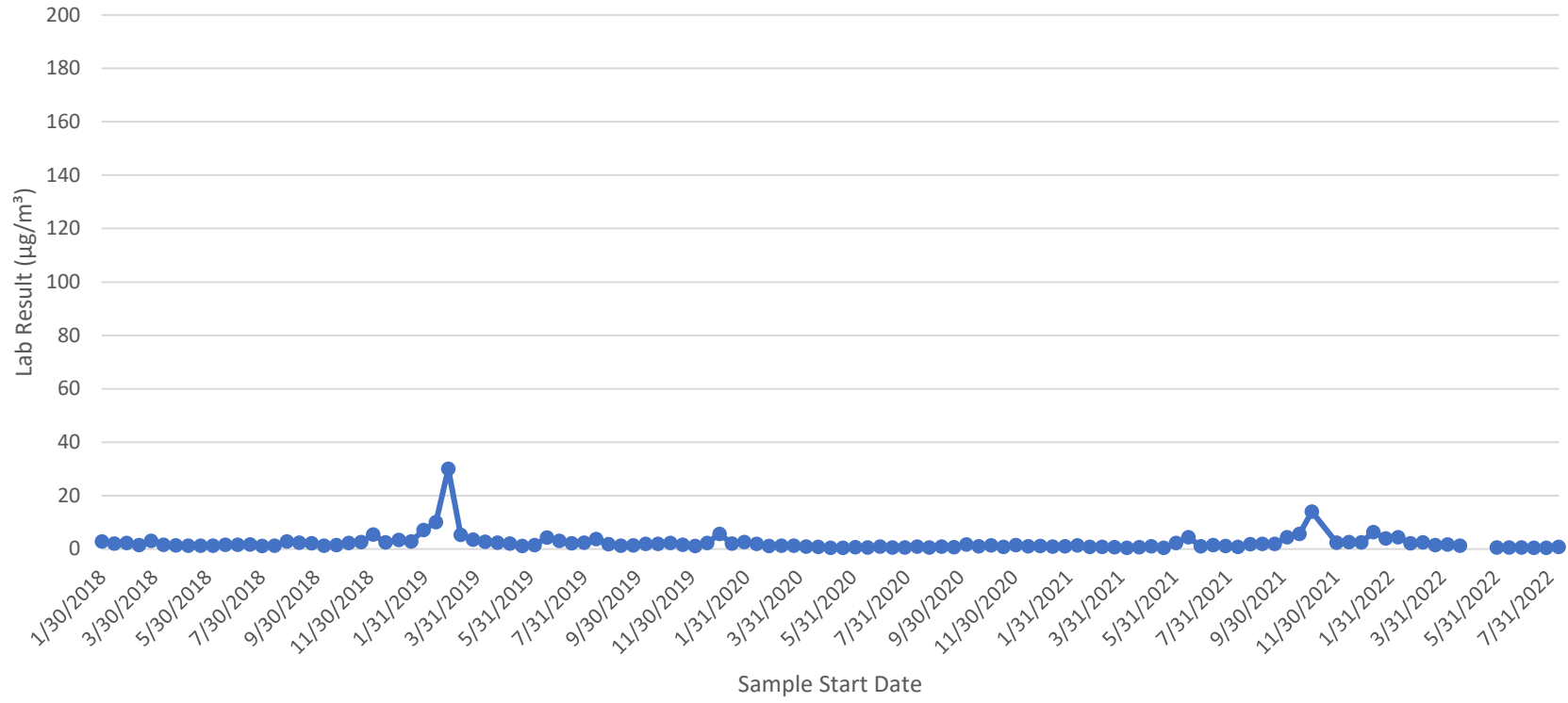


Location 5 Sample Data						
Sample Start Date (without date)	Sample Start Date	Sample End Date	Compound	Lab Result ( $\mu\text{g}/\text{m}^3$ )	Lab Qualifier	Outlier
7/27/2022	07/27/2022 09:08 AM	08/10/2022 08:57 AM	Benzene	0.50		No
8/10/2022	08/10/2022 08:57 AM	08/24/2022 09:06 AM	Benzene	1.0		No

Loc 5 Summary Statistics	
Number of Observations =	2
Minimum =	0.50
Maximum =	1.0
Mean =	0.75
Median =	0.75

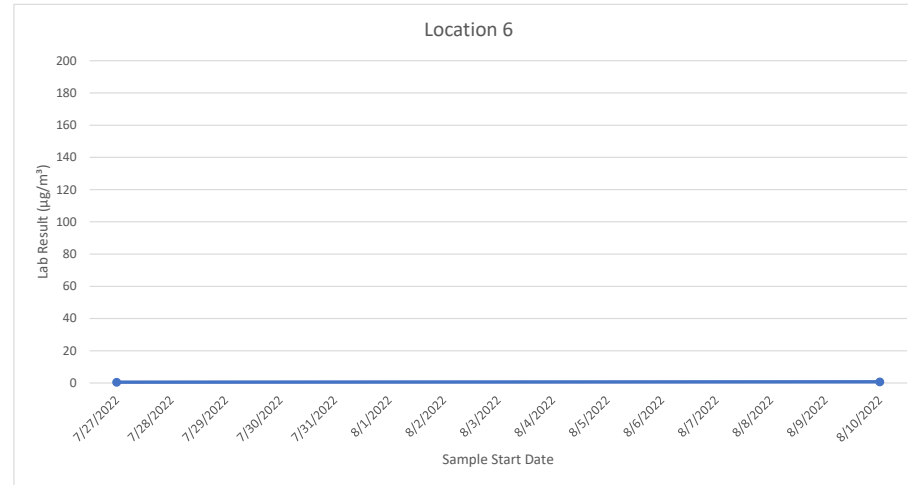


# Location 6

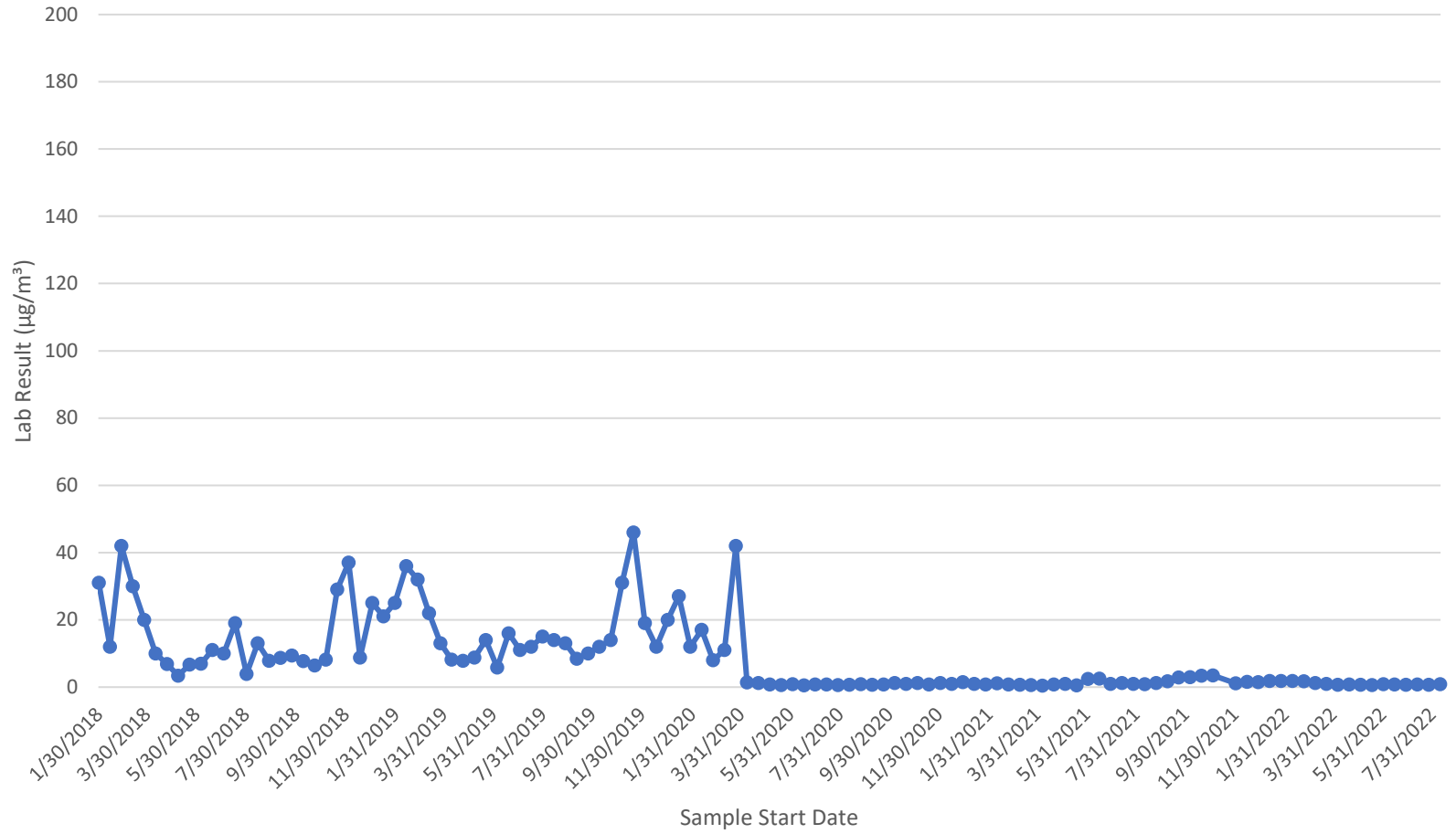


Location 6 Sample Data						
Sample Start Date (without time)	Sample Start Date	Sample End Date	Compound	Lab Result ( $\mu\text{g}/\text{m}^3$ )	Lab Qualifier	Outlier
7/27/2022	07/27/2022 10:45 AM	08/10/2022 10:25 AM	Benzene	0.51		No
8/10/2022	08/10/2022 10:25 AM	08/24/2022 06:01 AM	Benzene	0.74		No

Loc 6 Summary Statistics	
Number of Observations = 2	Units
Minimum = 0.51	$\mu\text{g}/\text{m}^3$
Maximum = 0.74	$\mu\text{g}/\text{m}^3$
Mean = 0.63	$\mu\text{g}/\text{m}^3$
Median = 0.63	$\mu\text{g}/\text{m}^3$

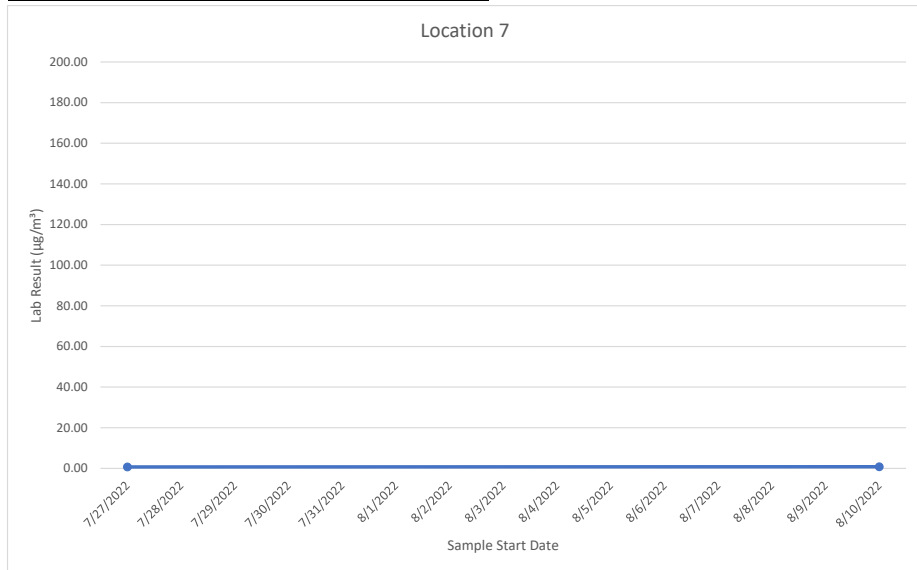
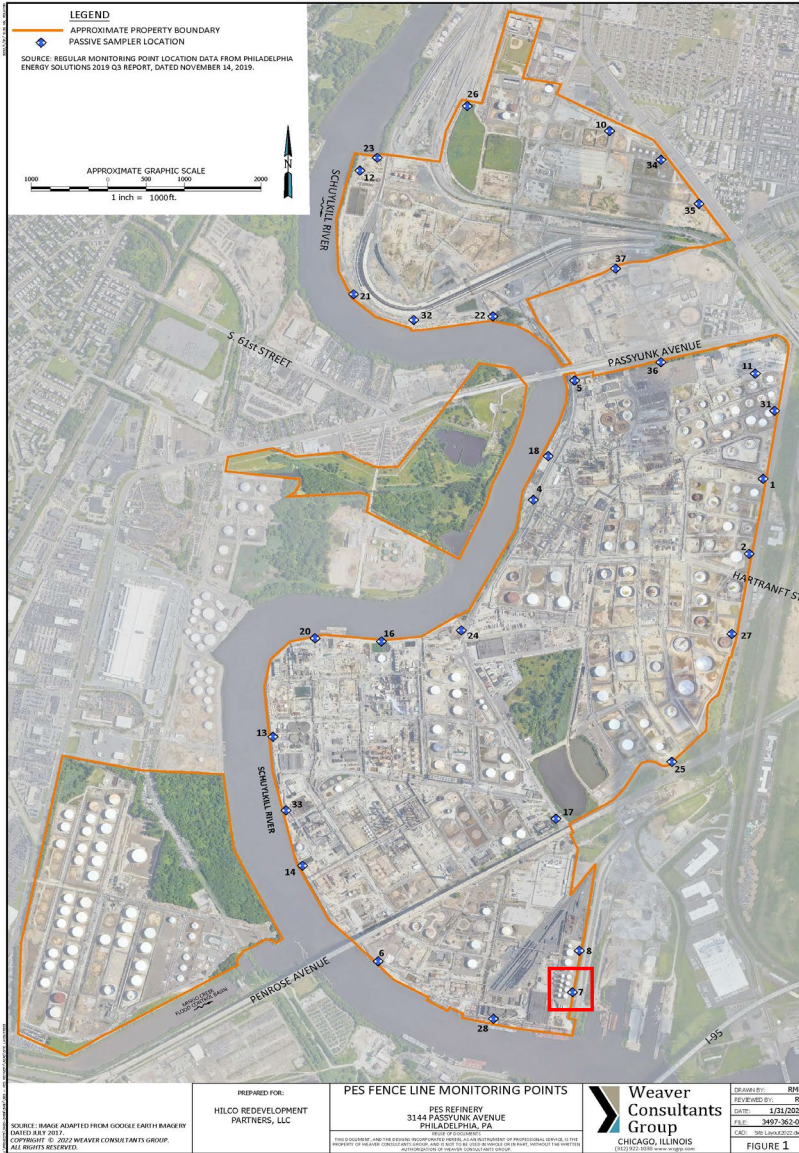


# Location 7

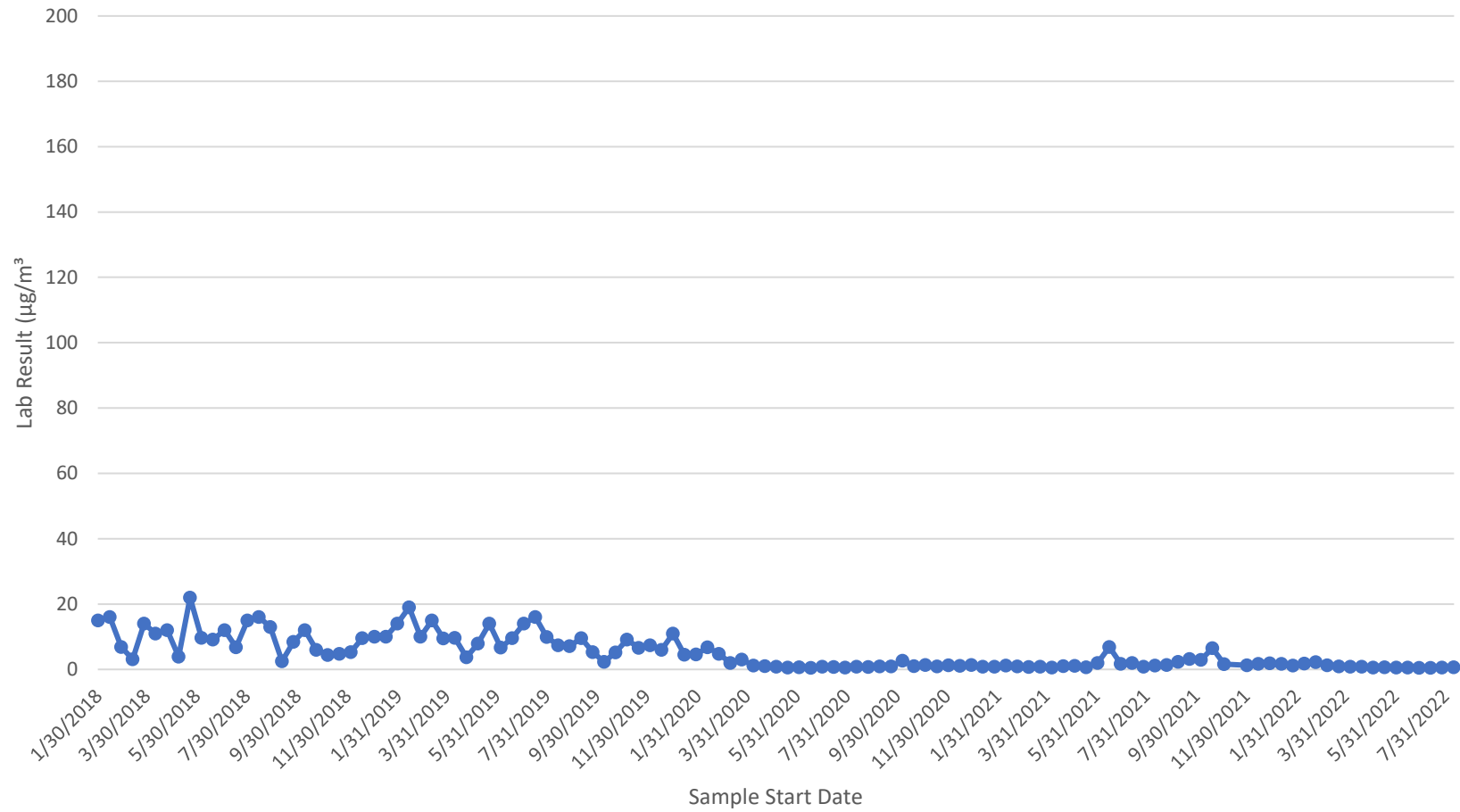


Location 7 Sample Data						
Sample Start Date (without time)	Sample Start Date	Sample End Date	Compound	Lab Result ( $\mu\text{g}/\text{m}^3$ )	Lab Qualifier	Outlier
7/27/2022	07/27/2022 10:32 AM	08/10/2022 10:12 AM	Benzene	0.72		No
8/10/2022	08/10/2022 10:12 AM	08/24/2022 10:16 AM	Benzene	0.83		No

Loc 7 Summary Statistics	
Number of Observations = 2	Units
Minimum = 0.72	$\mu\text{g}/\text{m}^3$
Maximum = 0.83	$\mu\text{g}/\text{m}^3$
Mean = 0.78	$\mu\text{g}/\text{m}^3$
Median = 0.78	$\mu\text{g}/\text{m}^3$

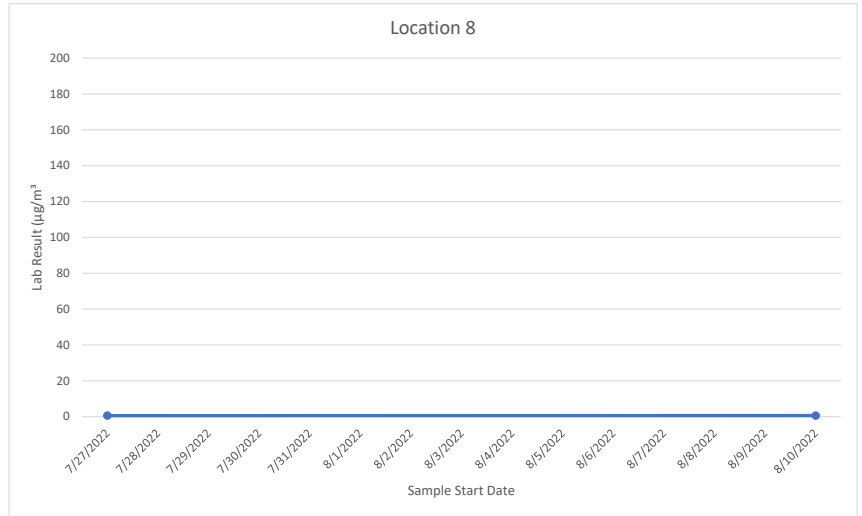


# Location 8



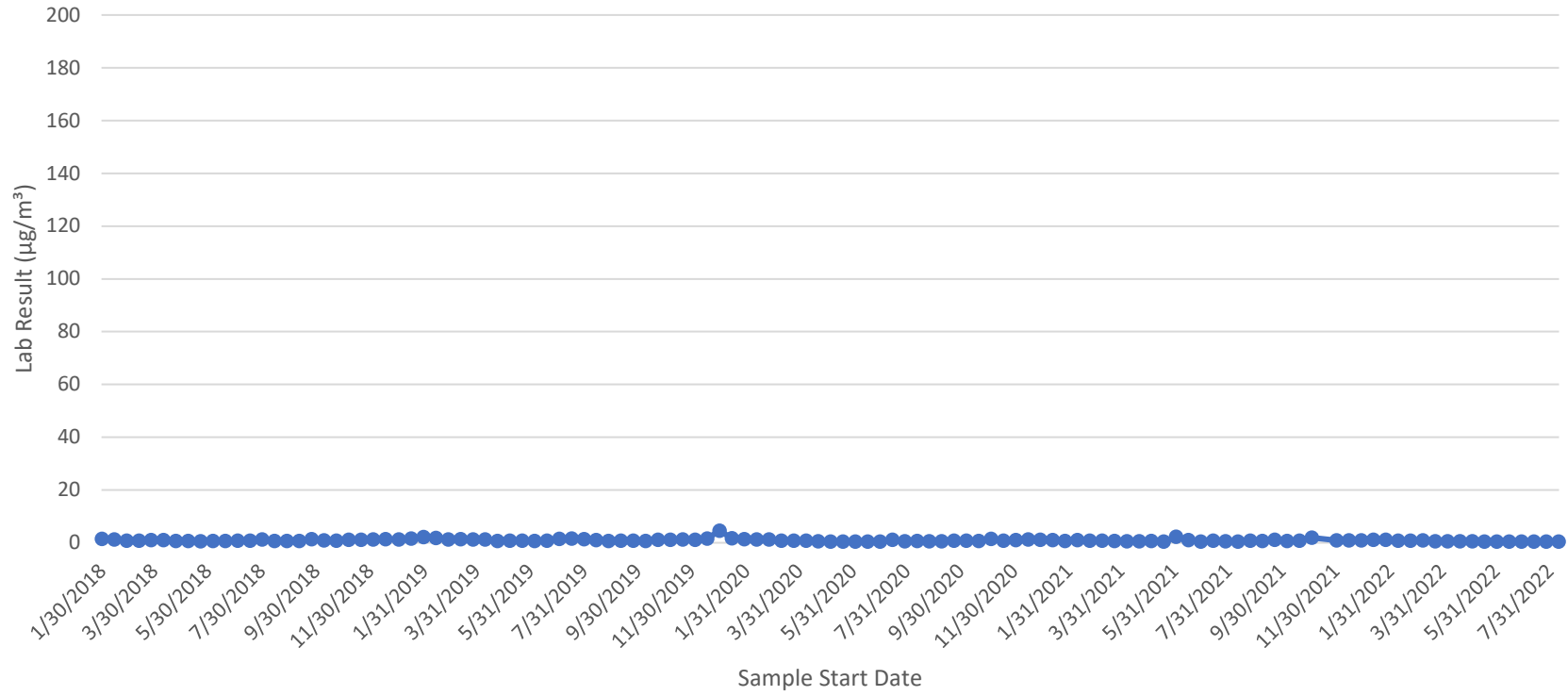
Location 8 Sample Data						
Sample Start Date (without time)	Sample Start Date	Sample End Date	Compound	Lab Result ( $\mu\text{g}/\text{m}^3$ )	Lab Qualifier	Outlier
7/27/2022	07/27/2022 10:24 AM	08/10/2022 10:02 AM	Benzene	0.58		No
8/10/2022	08/10/2022 10:02 AM	08/24/2022 10:09 AM	Benzene	0.63		No

Loc 8 Summary Statistics	
Number of Observations = 2	Units
Minimum = 0.58	$\mu\text{g}/\text{m}^3$
Maximum = 0.63	$\mu\text{g}/\text{m}^3$
Mean = 0.61	$\mu\text{g}/\text{m}^3$
Median = 0.61	$\mu\text{g}/\text{m}^3$



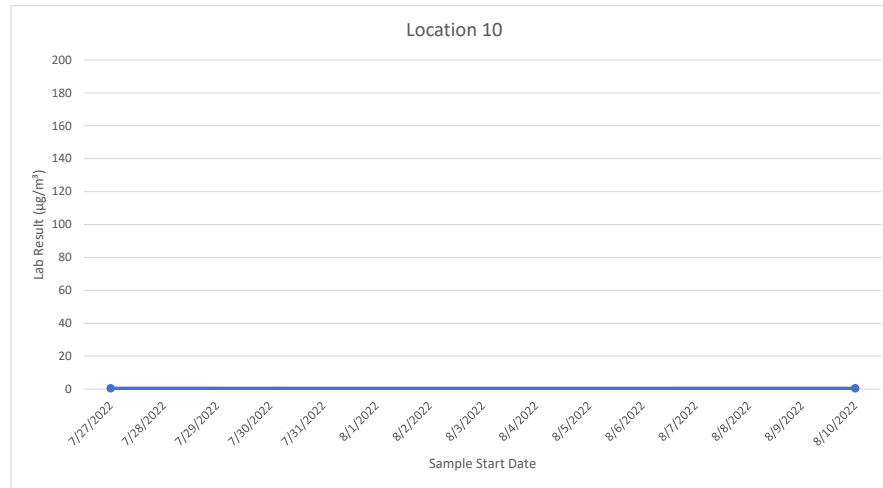
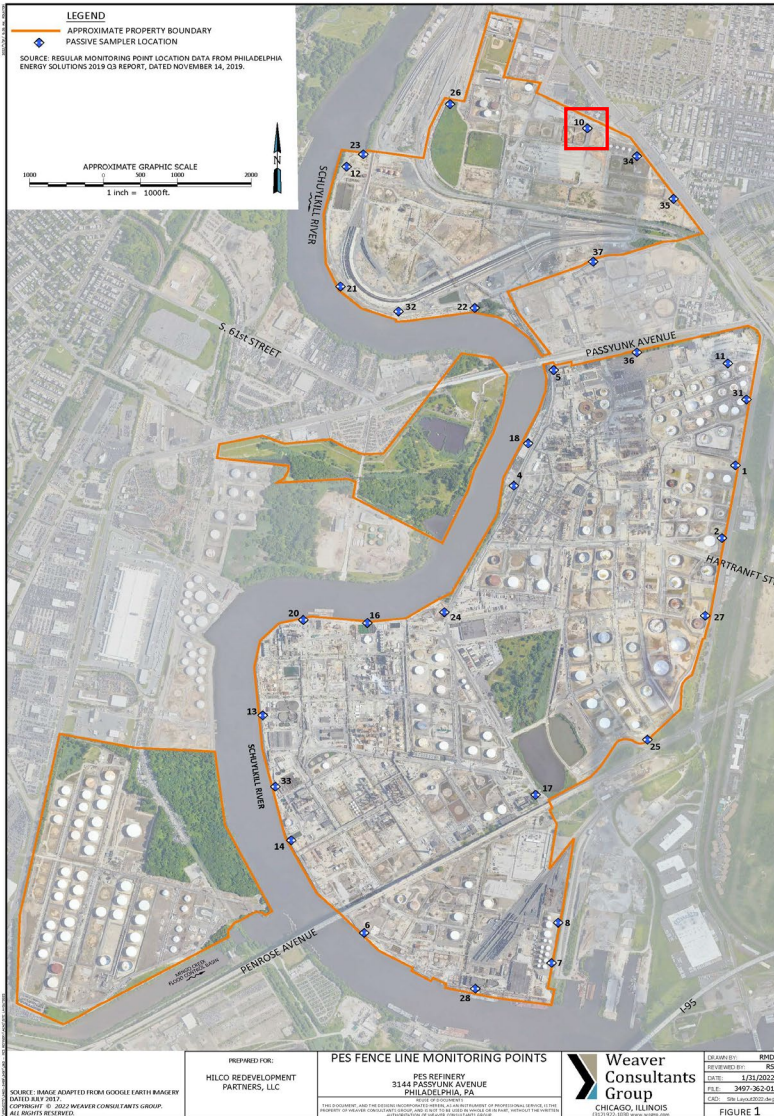


# Location 10

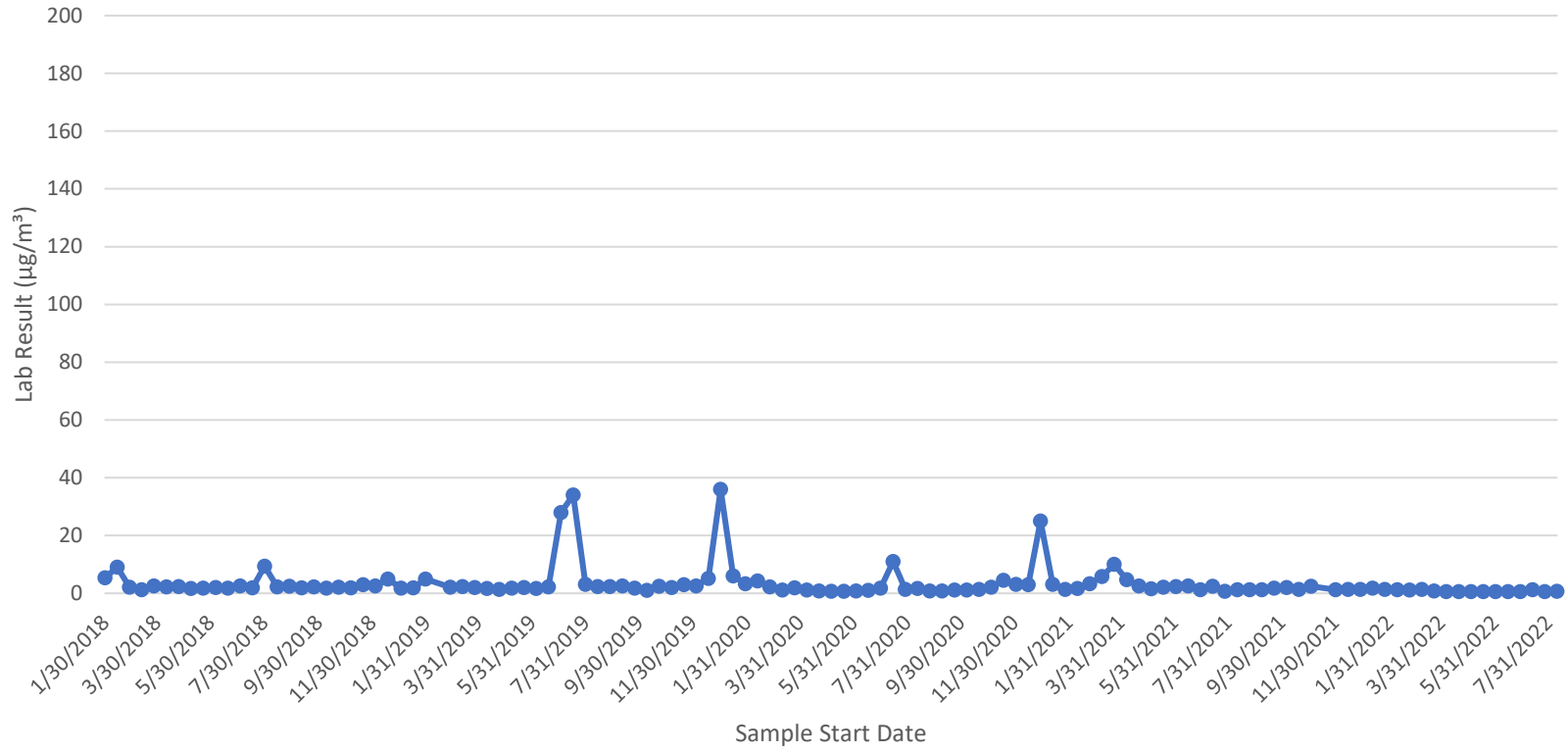


Location 10 Sample Data						
Sample Start Date (without time)	Sample Start Date	Sample End Date	Compound	Lab Result ( $\mu\text{g}/\text{m}^3$ )	Lab Qualifier	Outlier
7/27/2022	07/27/2022 08:25 AM	08/10/2022 08:06 AM	Benzene	0.46		No
8/10/2022	08/10/2022 08:06 AM	08/24/2022 08:18 AM	Benzene	0.48		No

Loc 10 Summary Statistics		
Number of Observations =	2	Units
Minimum =	0.46	$\mu\text{g}/\text{m}^3$
Maximum =	0.48	$\mu\text{g}/\text{m}^3$
Mean =	0.47	$\mu\text{g}/\text{m}^3$
Median =	0.47	$\mu\text{g}/\text{m}^3$

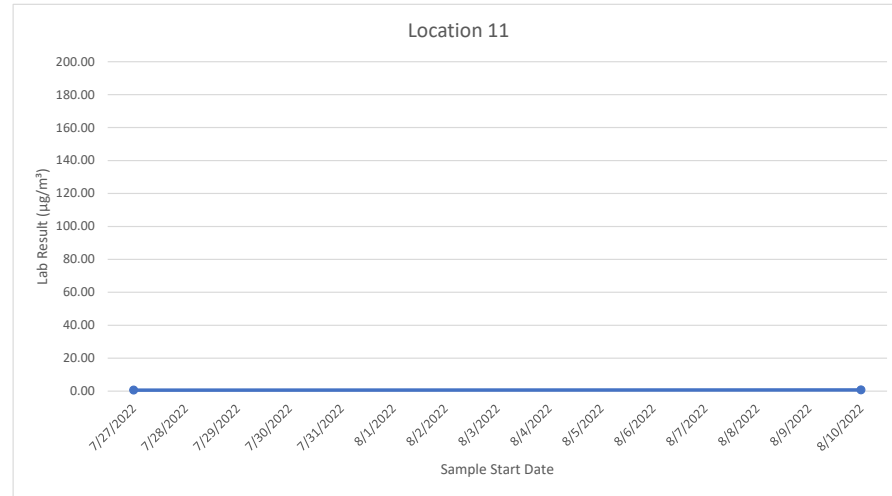
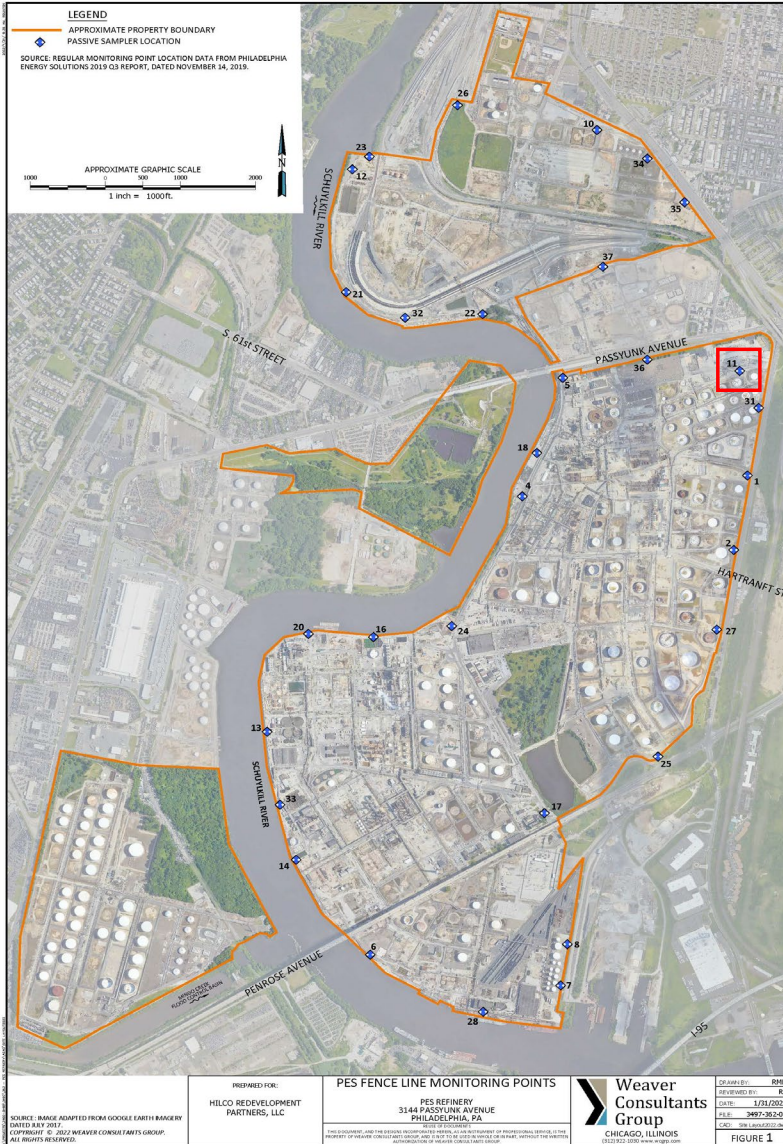


# Location 11



Location 11 Sample Data						
Sample Start Date (without time)	Sample Start Date	Sample End Date	Compound	Lab Result ( $\mu\text{g}/\text{m}^3$ )	Lab Qualifier	Outlier
7/27/2022	07/27/2022 09:26 AM	08/10/2022 09:18 AM	Benzene	0.60		No
8/10/2022	08/10/2022 09:18 AM	08/24/2022 09:24 AM	Benzene	0.73		No

Loc 11 Summary Statistics		
Number of Observations =	2	Units
Minimum =	0.60	$\mu\text{g}/\text{m}^3$
Maximum =	0.73	$\mu\text{g}/\text{m}^3$
Mean =	0.67	$\mu\text{g}/\text{m}^3$
Median =	0.67	$\mu\text{g}/\text{m}^3$



PREPARED FOR:  
HILCO REDEVELOPMENT PARTNERS, LLC

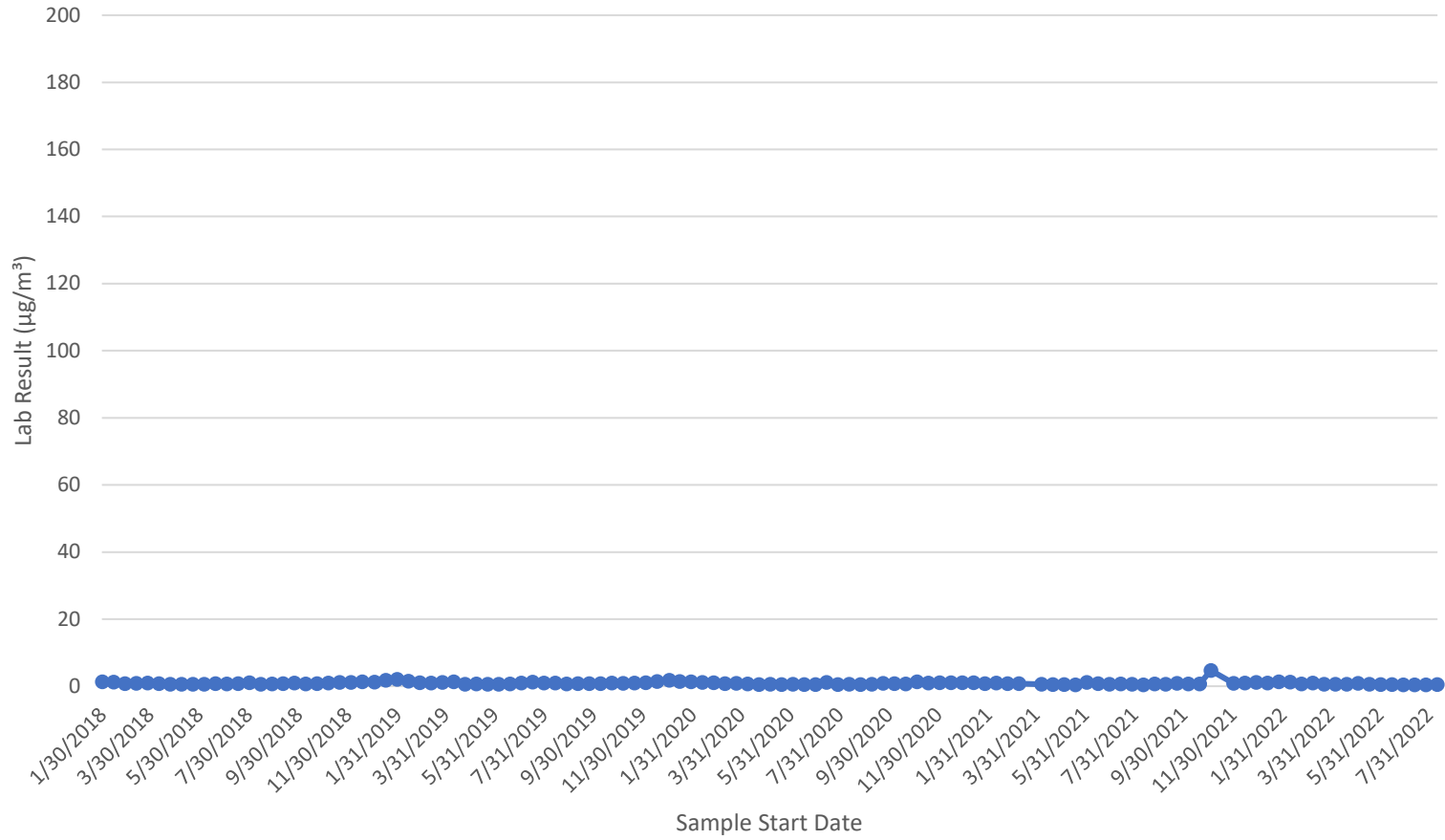
PES FENCE LINE MONITORING POINTS  
PES REFINERY  
3144 PASSUNK AVENUE  
PHILADELPHIA, PA

WEAVER CONSULTANTS GROUP  
CHICAGO, ILLINOIS  
(708) 922-2890 www.wcgroup.com

DATE: 8/10/2022  
FILE: 3497-362-01  
CADD: 308\_10001011-01

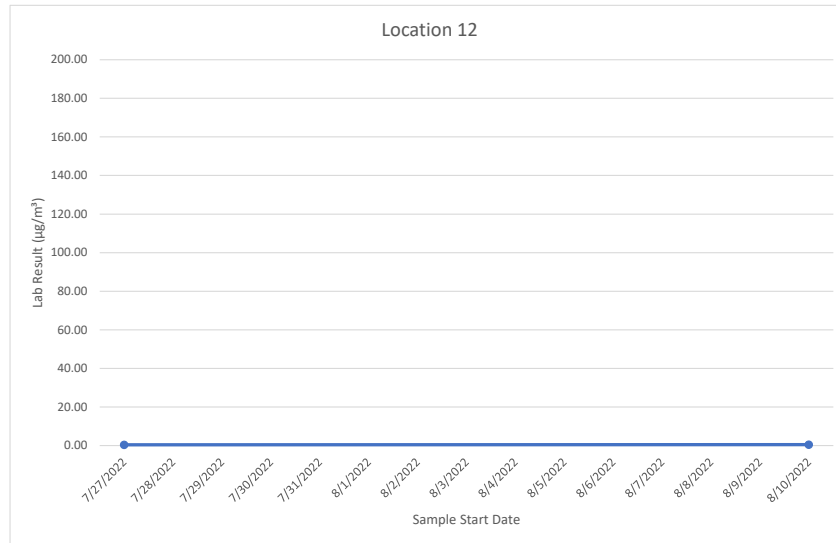
FIGURE 1

# Location 12

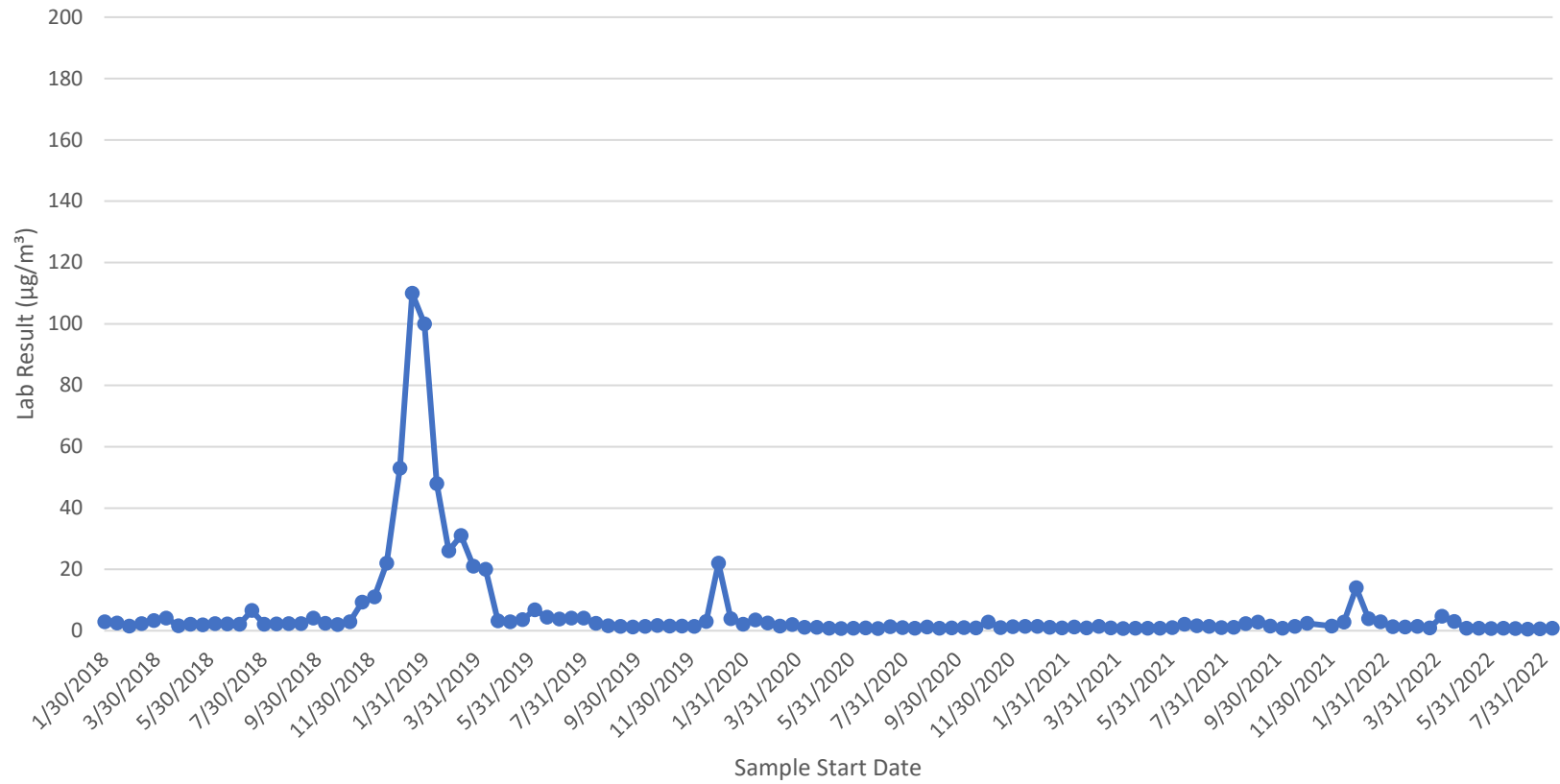


Location 12 Sample Data						
Sample Start Date (without time)	Sample Start Date	Sample End Date	Compound	Lab Result ( $\mu\text{g}/\text{m}^3$ )	Lab Qualifier	Outlier
7/27/2022	07/27/2022 08:44 AM	08/10/2022 08:26 AM	Benzene	0.40		No
8/10/2022	08/10/2022 08:26 AM	08/24/2022 08:37 AM	Benzene	0.49		No

Loc 12 Summary Statistics		
Number of Observations =	2	Units
Minimum =	0.40	$\mu\text{g}/\text{m}^3$
Maximum =	0.49	$\mu\text{g}/\text{m}^3$
Mean =	0.45	$\mu\text{g}/\text{m}^3$
Median =	0.45	$\mu\text{g}/\text{m}^3$

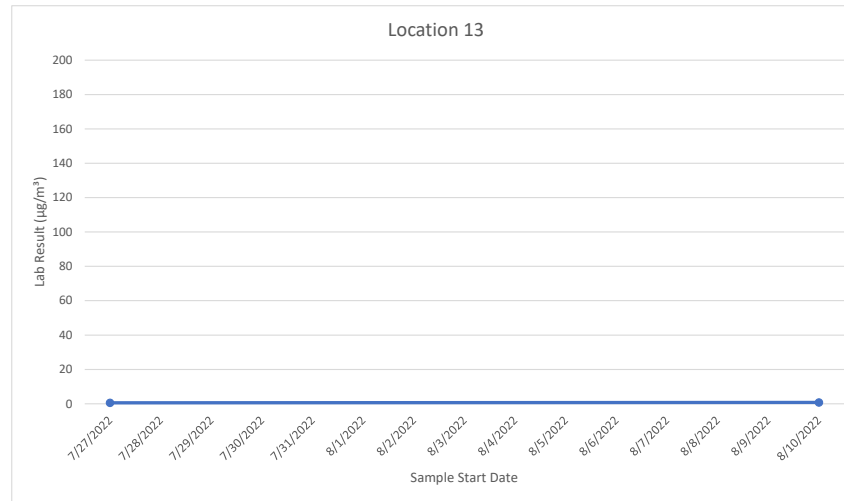


### Location 13



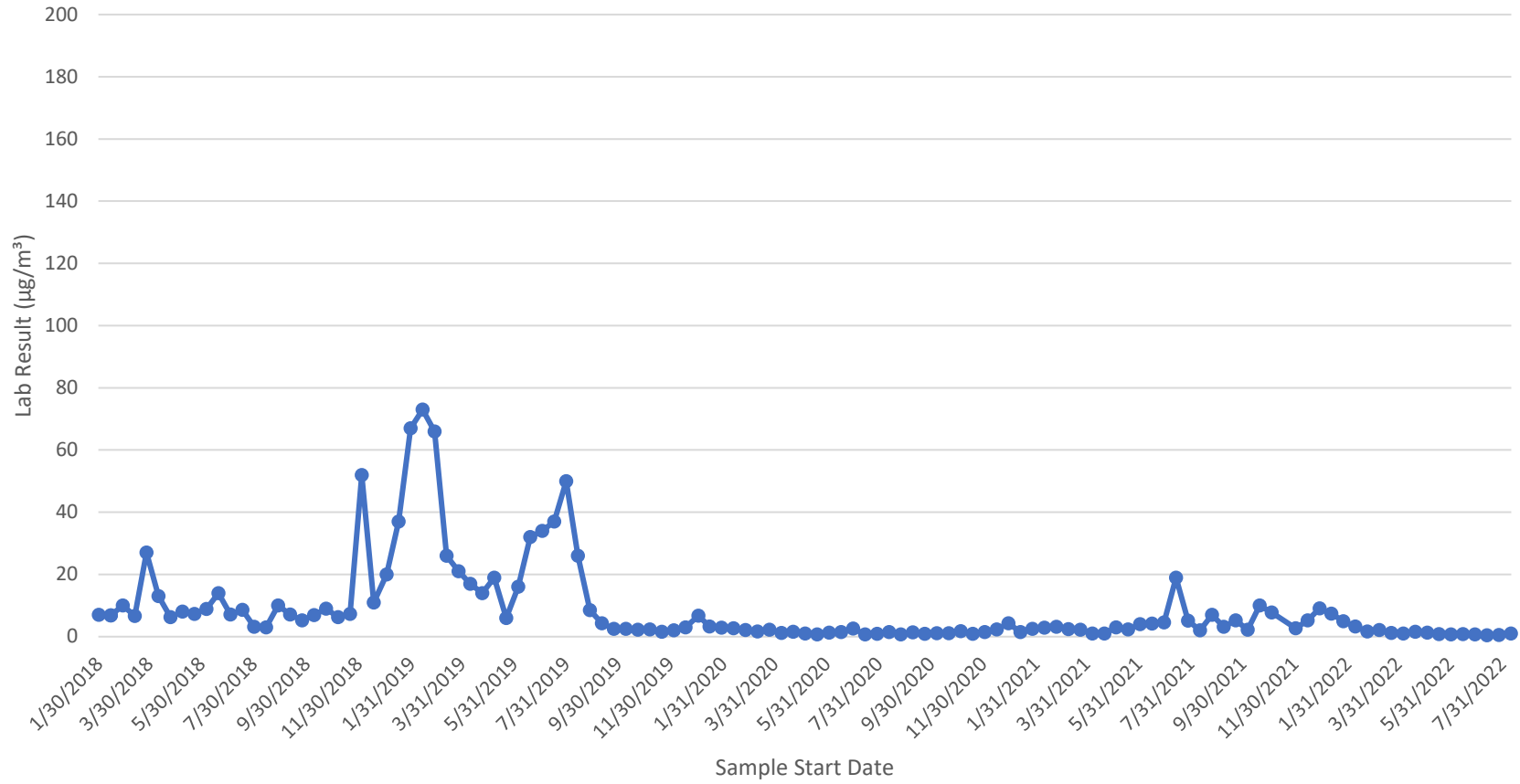
Location 13 Sample Data						
Sample Start Date (without time)	Sample Start Date	Sample End Date	Compound	Lab Result ( $\mu\text{g}/\text{m}^3$ )	Lab Qualifier	Outlier
7/27/2022	07/27/2022 11:04 AM	08/10/2022 10:41 AM	Benzene	0.58		No
8/10/2022	08/10/2022 10:41 AM	08/24/2022 10:50 AM	Benzene	0.80		No

Loc 13 Summary Statistics		
Number of Observations =	2	Units
Minimum =	0.58	$\mu\text{g}/\text{m}^3$
Maximum =	0.80	$\mu\text{g}/\text{m}^3$
Mean =	0.69	$\mu\text{g}/\text{m}^3$
Median =	0.69	$\mu\text{g}/\text{m}^3$



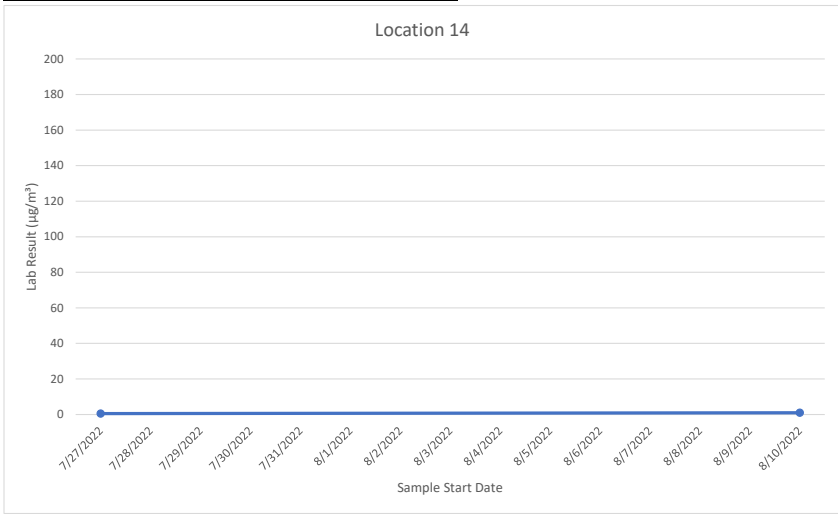
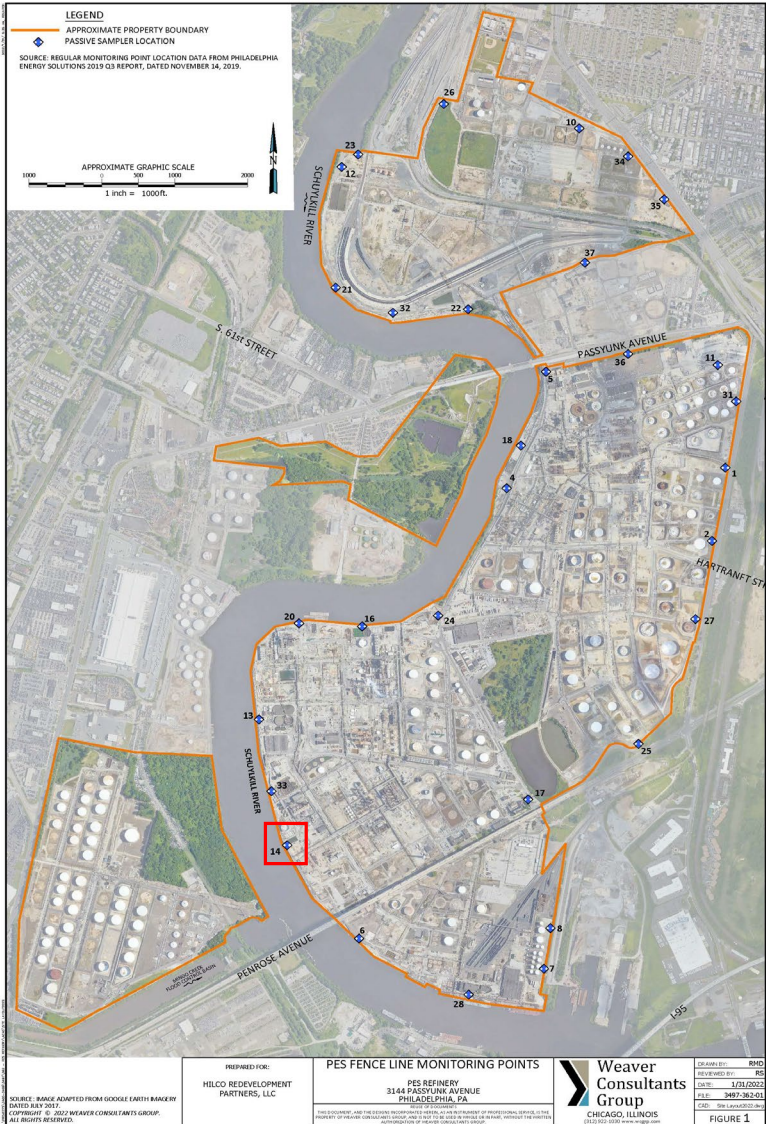


# Location 14

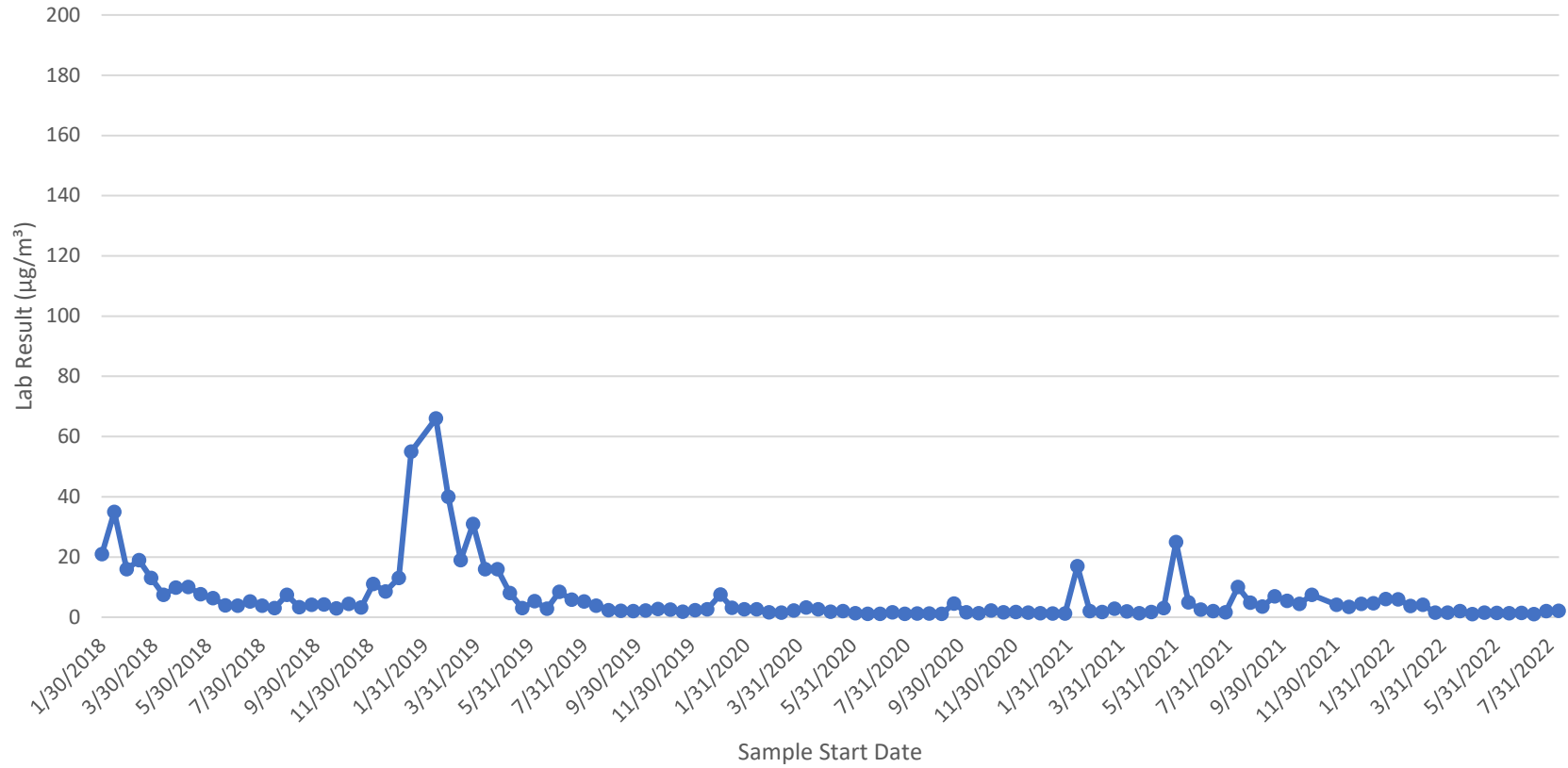


Location 14 Sample Data						
Sample Start Date (without time)	Sample Start Date	Sample End Date	Compound	Lab Result ( $\mu\text{g}/\text{m}^3$ )	Lab Qualifier	Outlier
7/27/2022	07/27/2022 10:52 AM	08/10/2022 10:34 AM	Benzene	0.53		No
8/10/2022	08/10/2022 10:34 AM	08/24/2022 10:31 AM	Benzene	1.0		No

Loc 14 Summary Statistics		
Number of Observations =	2	Units
Minimum =	0.53	$\mu\text{g}/\text{m}^3$
Maximum =	1.0	$\mu\text{g}/\text{m}^3$
Mean =	0.77	$\mu\text{g}/\text{m}^3$
Median =	0.77	$\mu\text{g}/\text{m}^3$

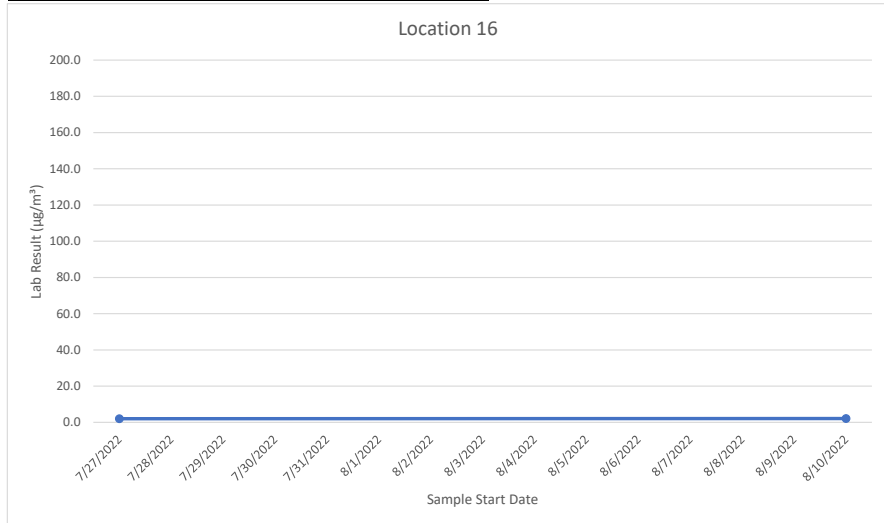


# Location 16

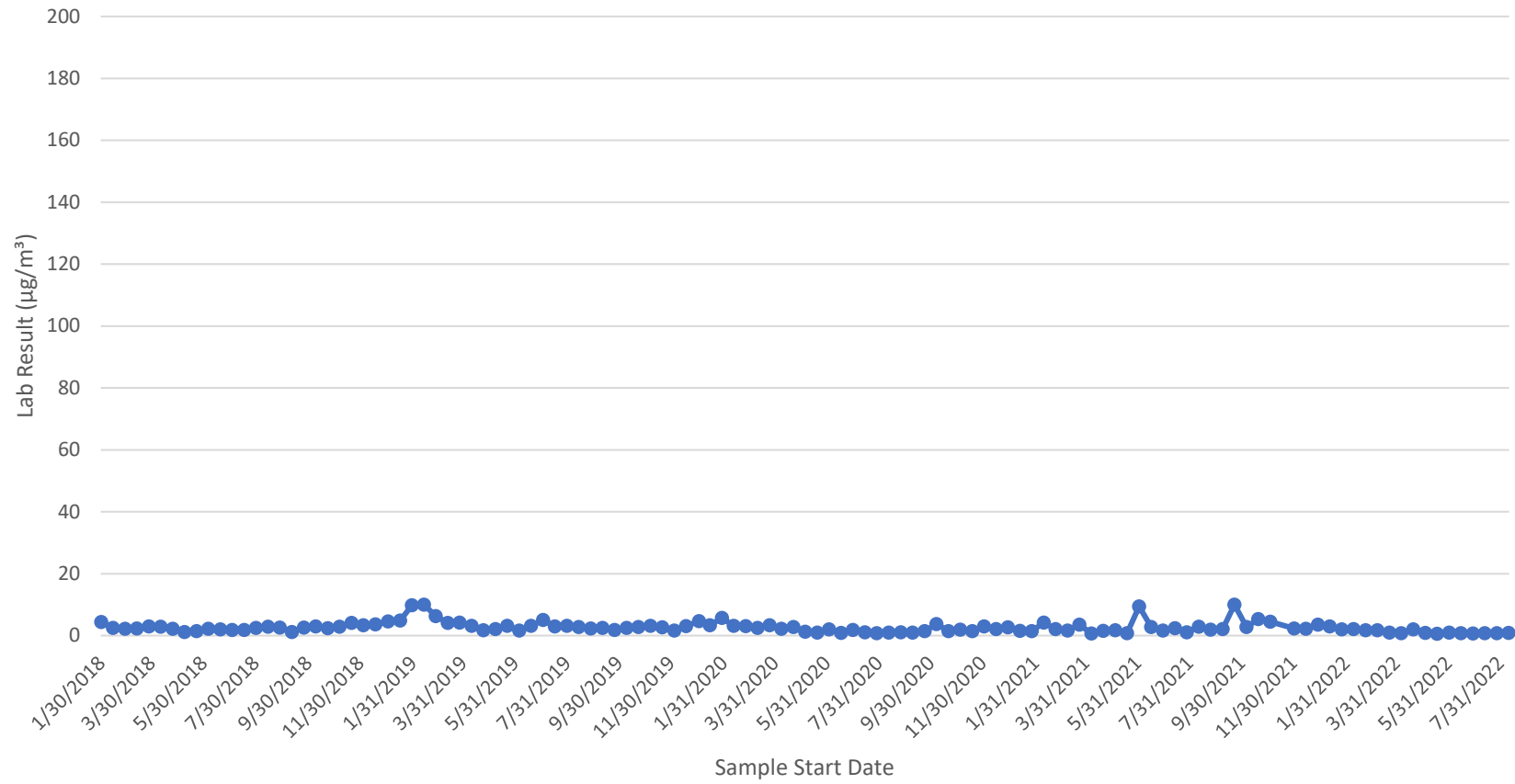


Location 16 Sample Data						
Sample Start Date	Sample Start Date	Sample End Date	Compound	Lab Result ( $\mu\text{g}/\text{m}^3$ )	Lab Qualifier	Outlier
7/27/2022	07/27/2022 11:18 AM	08/10/2022 10:54 AM	Benzene	2.0		No
8/10/2022	08/10/2022 10:54 AM	08/24/2022 11:05 AM	Benzene	2.1		No

Loc 16 Summary Statistics		
Number of Observations =	2	Units
Minimum =	2.0	$\mu\text{g}/\text{m}^3$
Maximum =	2.1	$\mu\text{g}/\text{m}^3$
Mean =	2.1	$\mu\text{g}/\text{m}^3$
Median =	2.1	$\mu\text{g}/\text{m}^3$

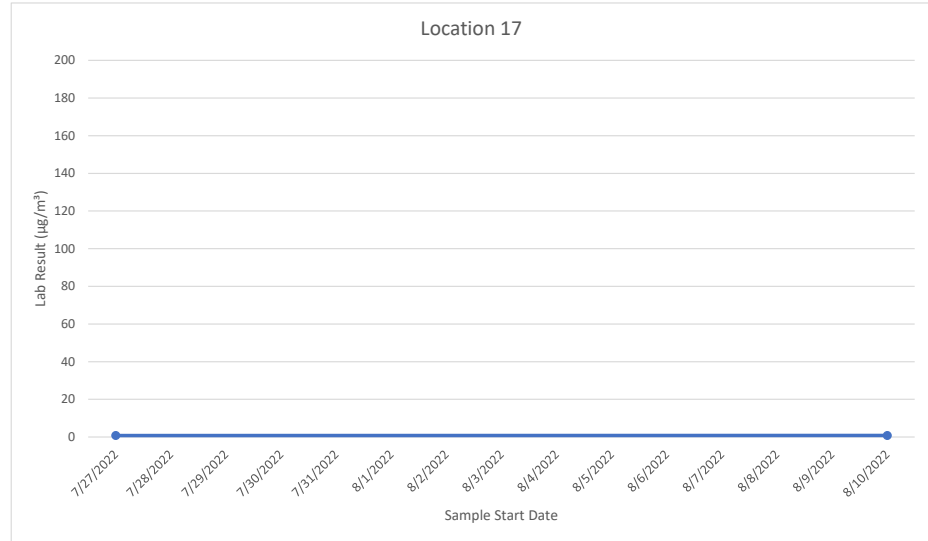


# Location 17

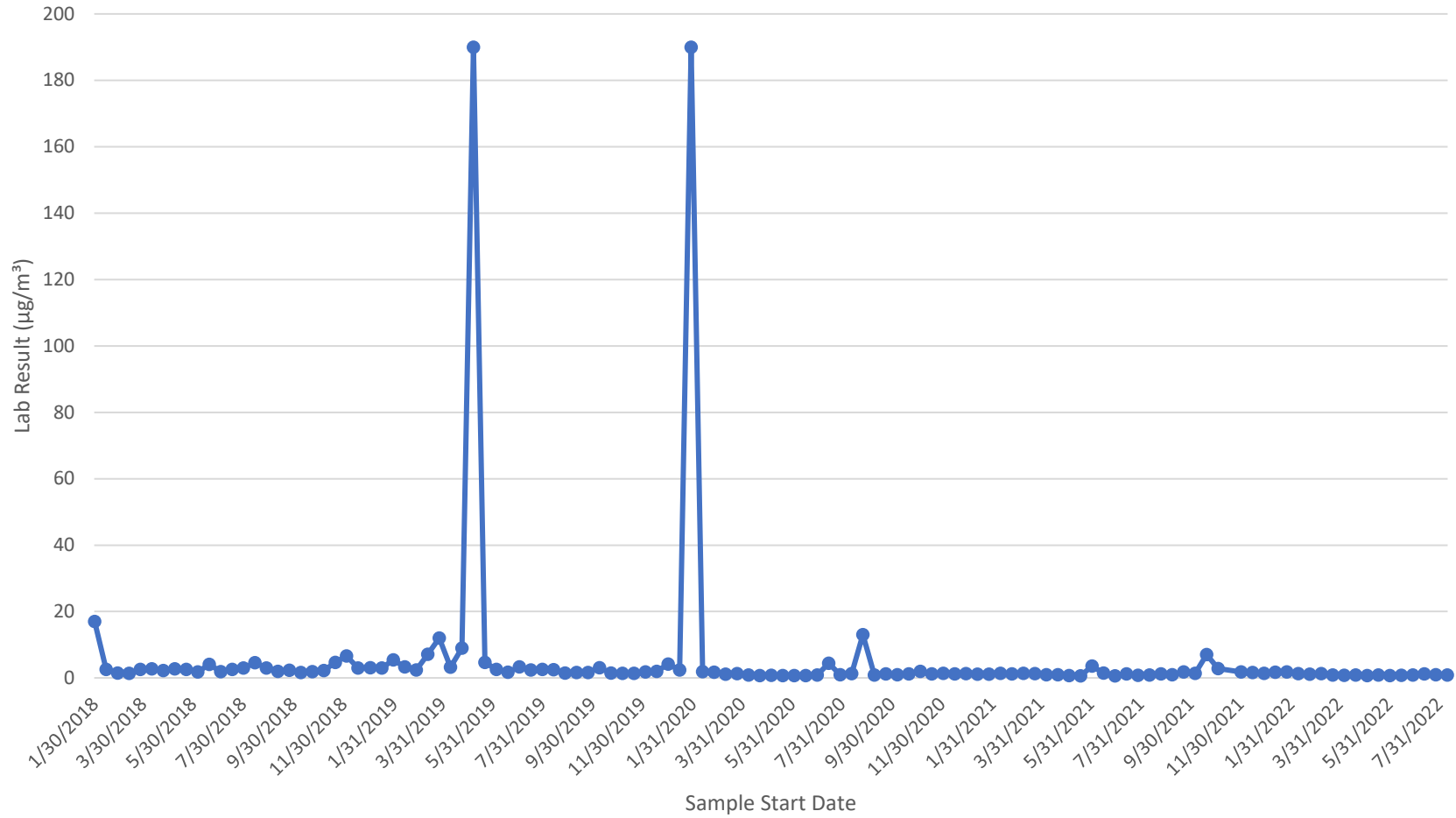


Location 17 Sample Data						
Sample Start Date (without time)	Sample Start Date	Sample End Date	Compound	Lab Result ( $\mu\text{g}/\text{m}^3$ )	Lab Qualifier	Outlier
7/27/2022	07/27/2022 10:10 AM	08/10/2022 06:01 AM	Benzene	0.78		No
8/10/2022	08/10/2022 06:01 AM	08/24/2022 10:00 AM	Benzene	0.83		No

Loc 17 Summary Statistics		
Number of Observations =	2	Units
Minimum =	0.78	$\mu\text{g}/\text{m}^3$
Maximum =	0.83	$\mu\text{g}/\text{m}^3$
Mean =	0.81	$\mu\text{g}/\text{m}^3$
Median =	0.81	$\mu\text{g}/\text{m}^3$

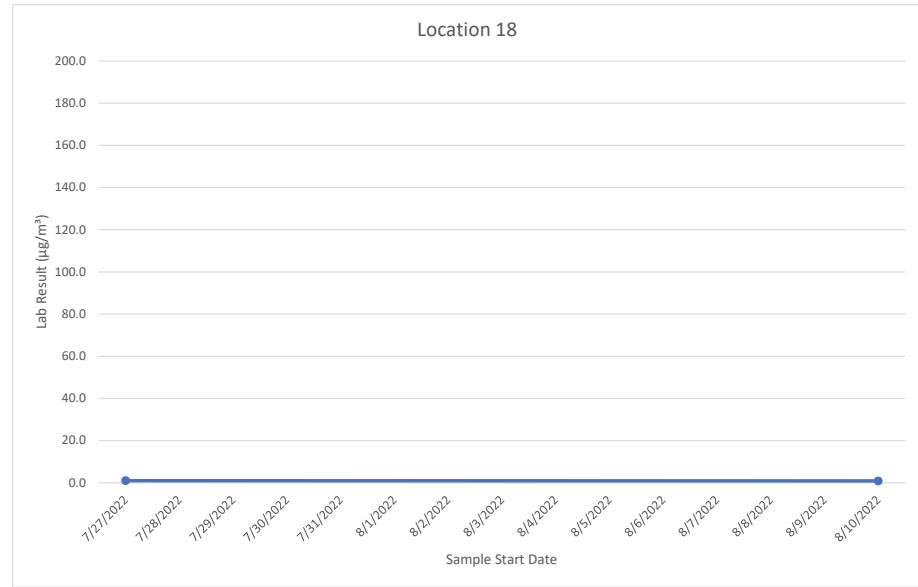
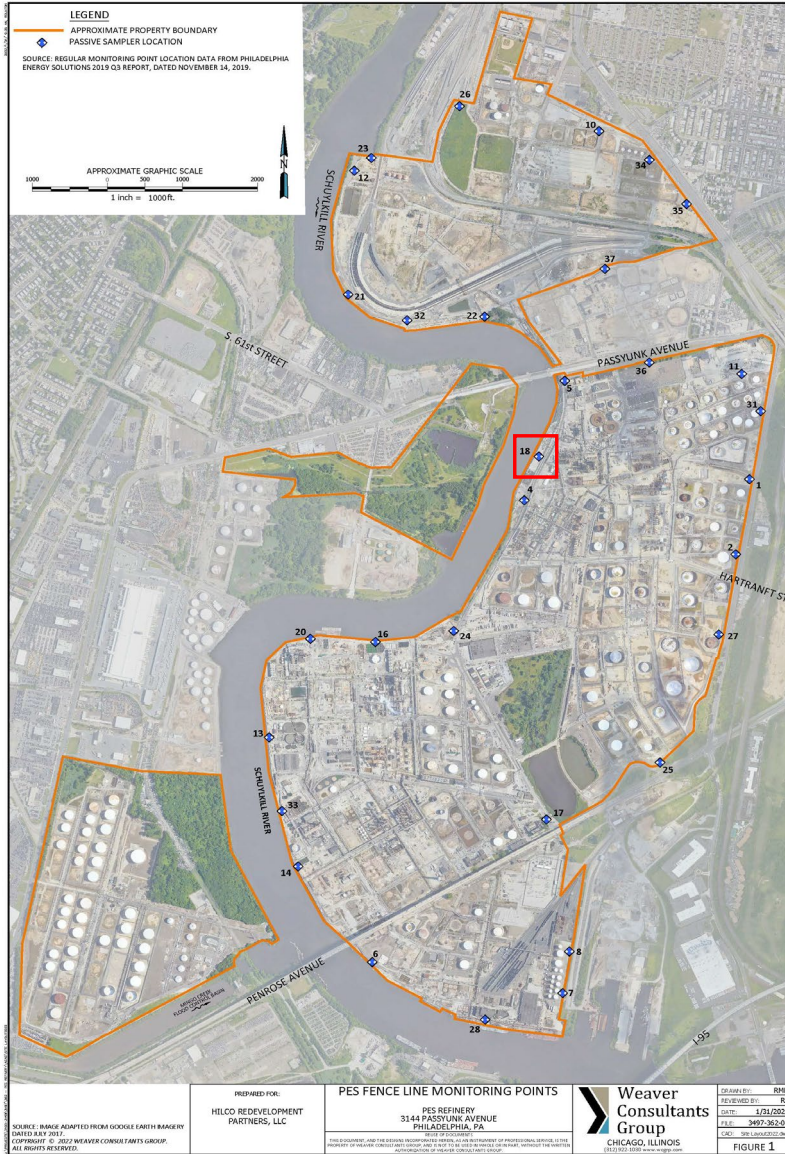


# Location 18



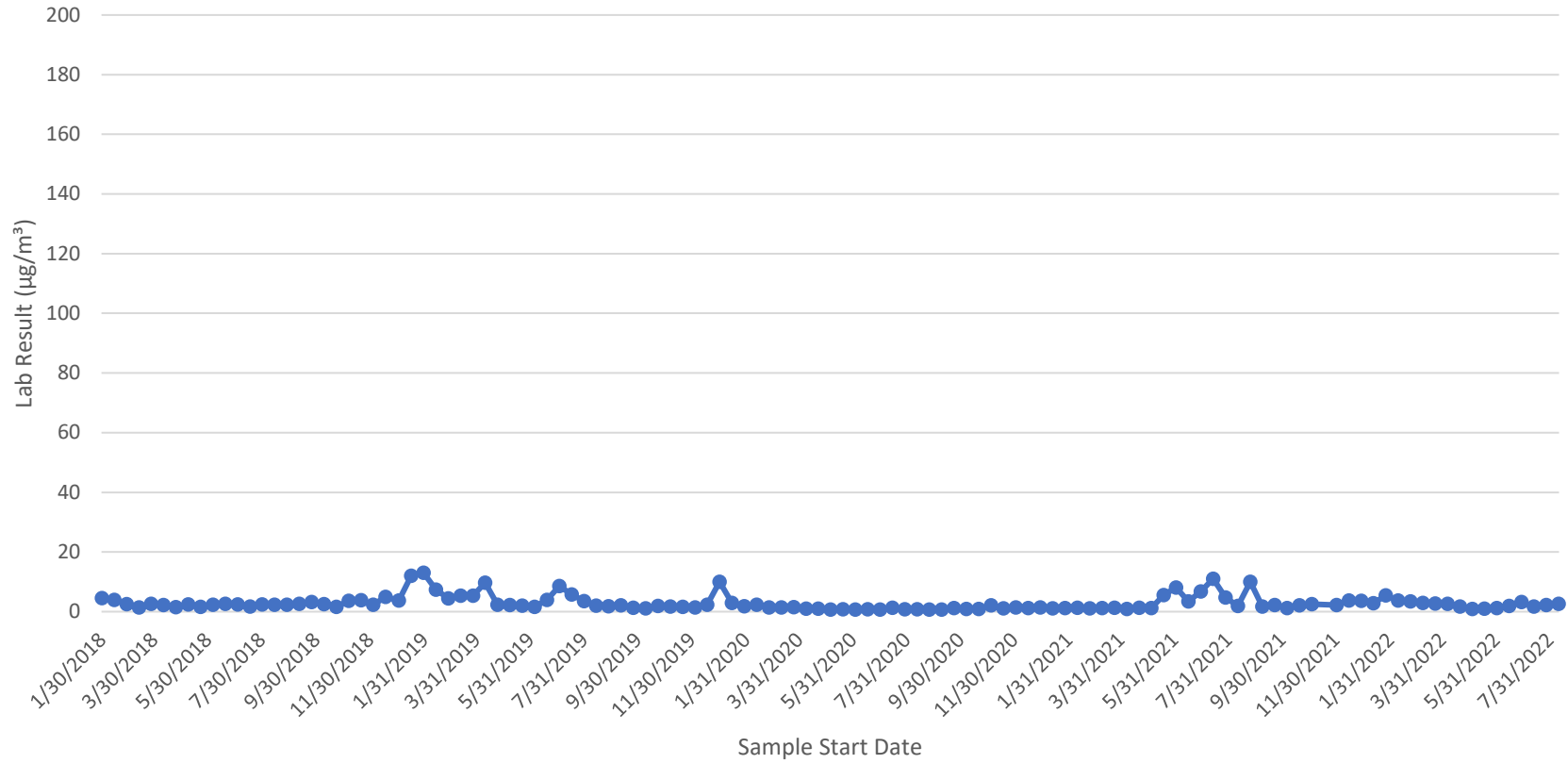
Location 18 Sample Data						
Sample Start Date (without time)	Sample Start Date	Sample End Date	Compound	Lab Result ( $\mu\text{g}/\text{m}^3$ )	Lab Qualifier	Outlier
7/27/2022	07/27/2022 09:13 AM	08/10/2022 09:03 AM	Benzene	1.0		No
8/10/2022	08/10/2022 09:03 AM	08/24/2022 09:11 AM	Benzene	0.90		No

Loc 18 Summary Statistics		
Number of Observations =	2	Units
Minimum =	0.90	$\mu\text{g}/\text{m}^3$
Maximum =	1.0	$\mu\text{g}/\text{m}^3$
Mean =	1.0	$\mu\text{g}/\text{m}^3$
Median =	1.0	$\mu\text{g}/\text{m}^3$



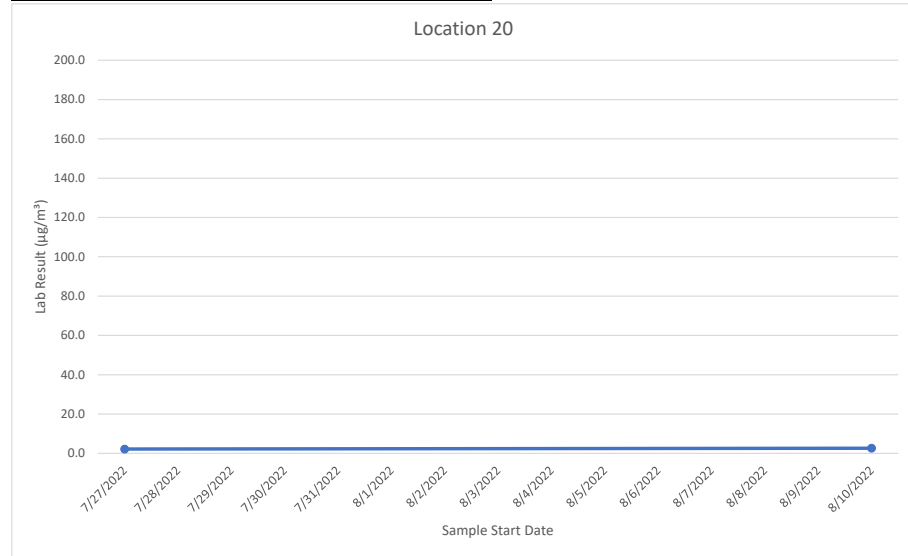
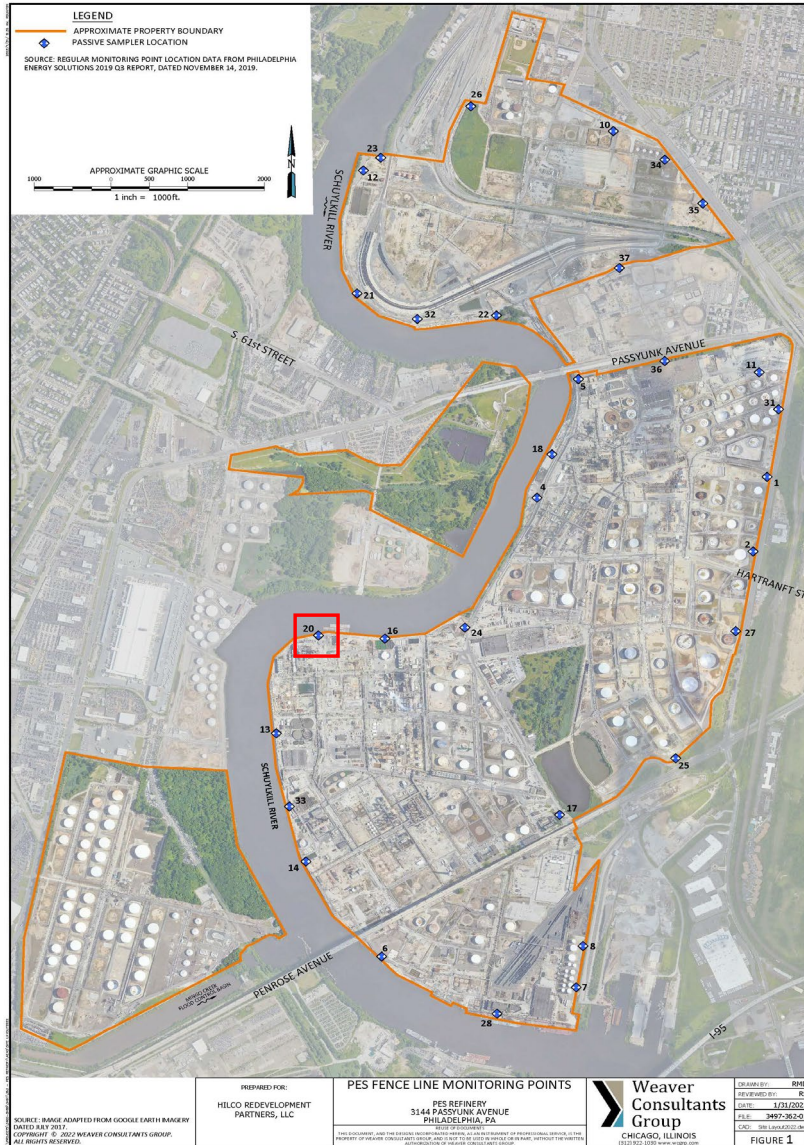


# Location 20

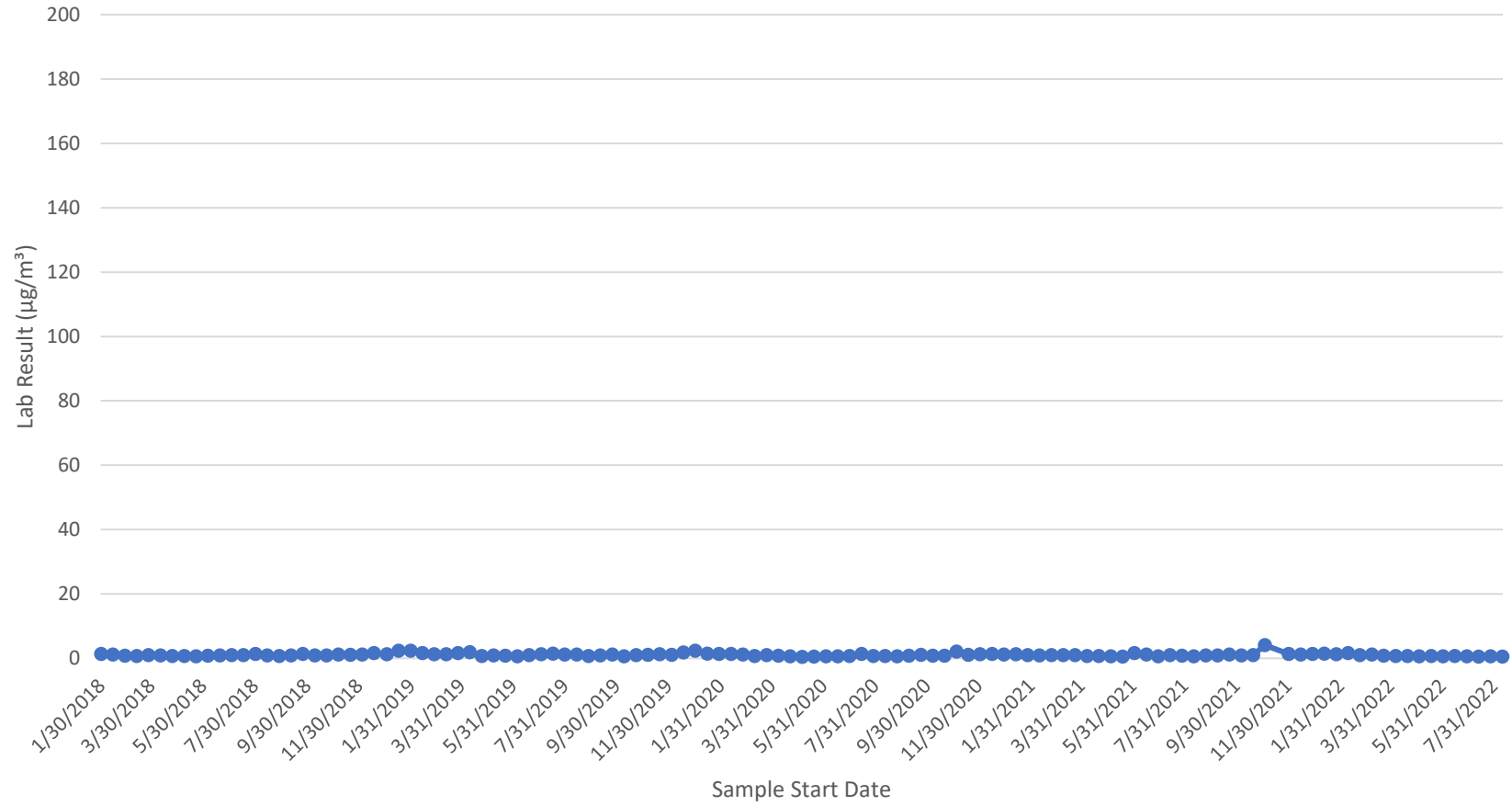


Location 20 Sample Data						
Sample Start Date (without time)	Sample Start Date	Sample End Date	Compound	Lab Result ( $\mu\text{g}/\text{m}^3$ )	Lab Qualifier	Outlier
7/27/2022	07/27/2022 11:12 AM	08/10/2022 10:49 AM	Benzene	2.2		No
8/10/2022	08/10/2022 10:49 AM	08/24/2022 10:57 AM	Benzene	2.6		No

Loc 20 Summary Statistics		
Number of Observations =	2	Units
Minimum =	2.2	$\mu\text{g}/\text{m}^3$
Maximum =	2.6	$\mu\text{g}/\text{m}^3$
Mean =	2.4	$\mu\text{g}/\text{m}^3$
Median =	2.4	$\mu\text{g}/\text{m}^3$

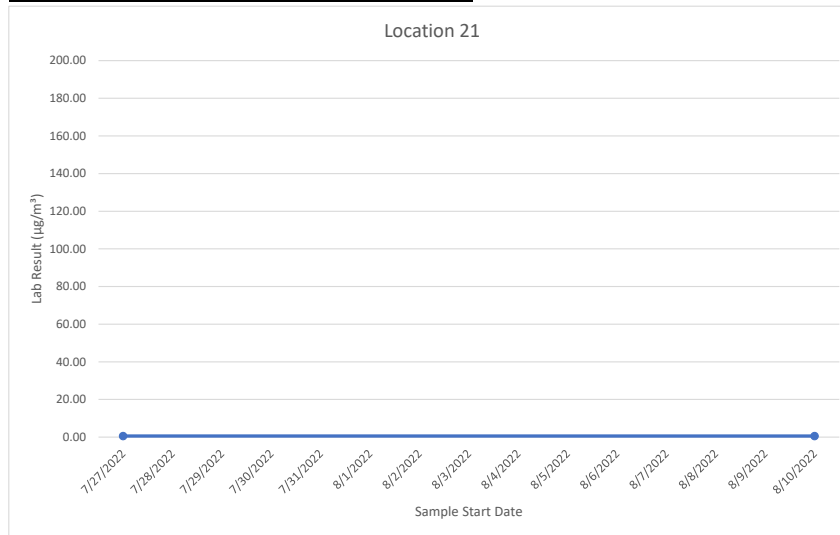
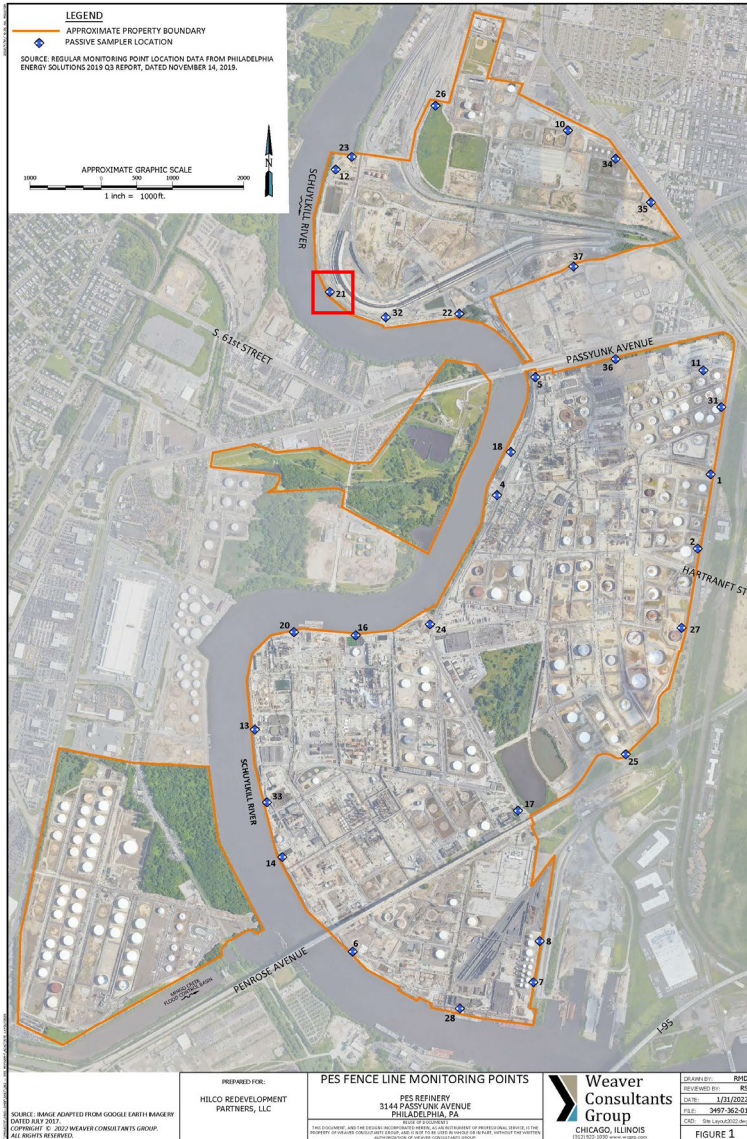


# Location 21

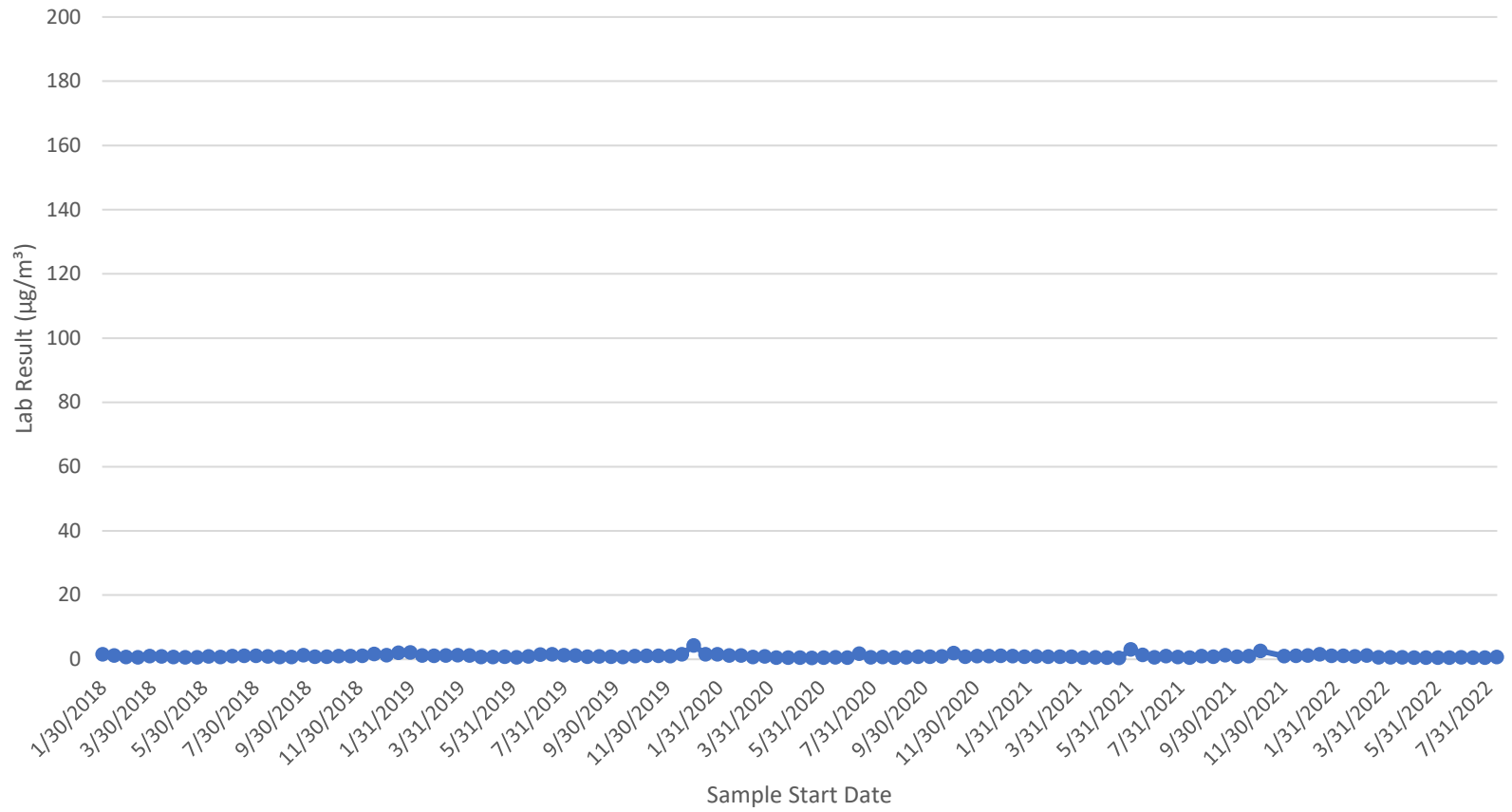


Location 21 Sample Data						
Sample Start Date (without time)	Sample Start Date	Sample End Date	Compound	Lab Result ( $\mu\text{g}/\text{m}^3$ )	Lab Qualifier	Outlier
7/27/2022	07/27/2022 08:50 AM	08/10/2022 08:32 AM	Benzene	0.59		No
8/10/2022	08/10/2022 08:32 AM	08/24/2022 08:47 AM	Benzene	0.58		No

Loc 21 Summary Statistics		
Number of Observations =	2	Units
Minimum =	0.58	$\mu\text{g}/\text{m}^3$
Maximum =	0.59	$\mu\text{g}/\text{m}^3$
Mean =	0.59	$\mu\text{g}/\text{m}^3$
Median =	0.59	$\mu\text{g}/\text{m}^3$

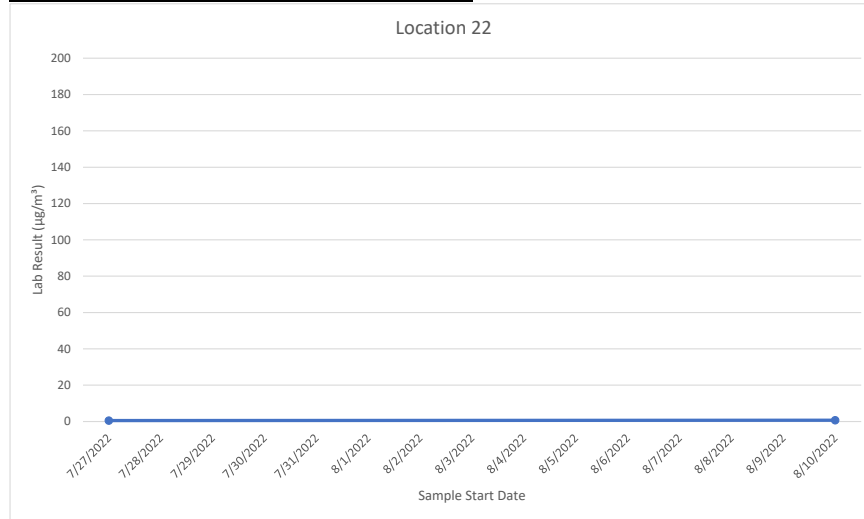
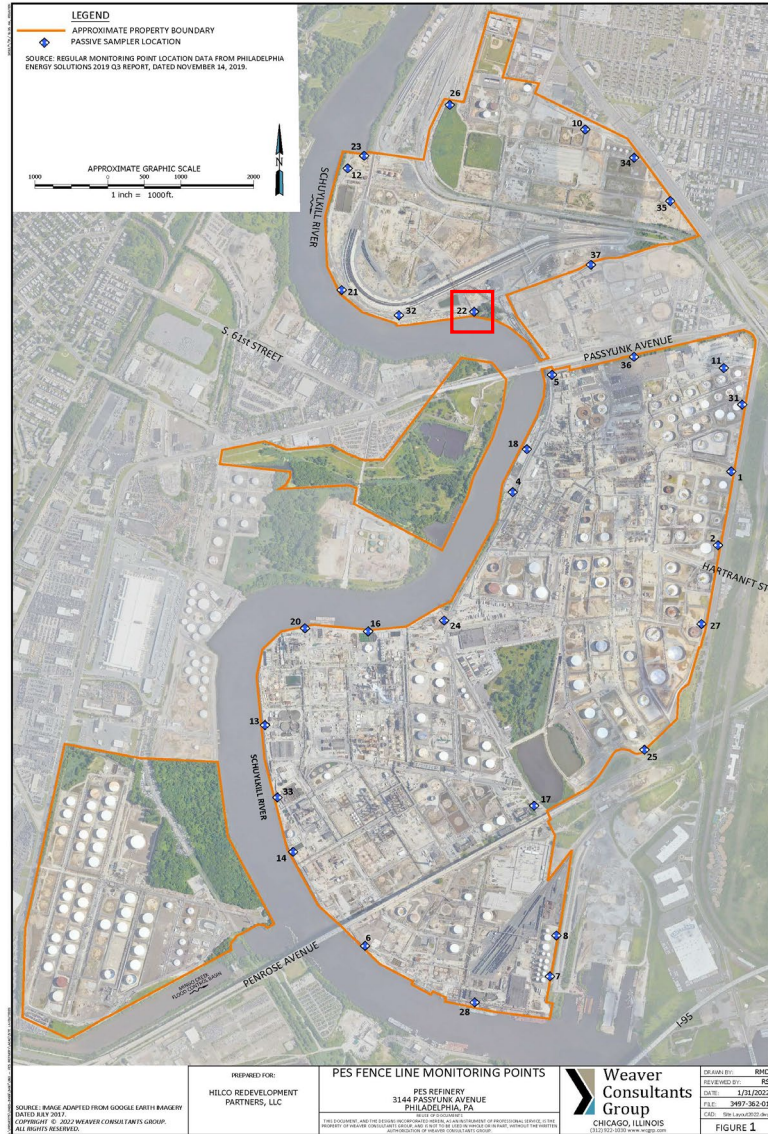


# Location 22

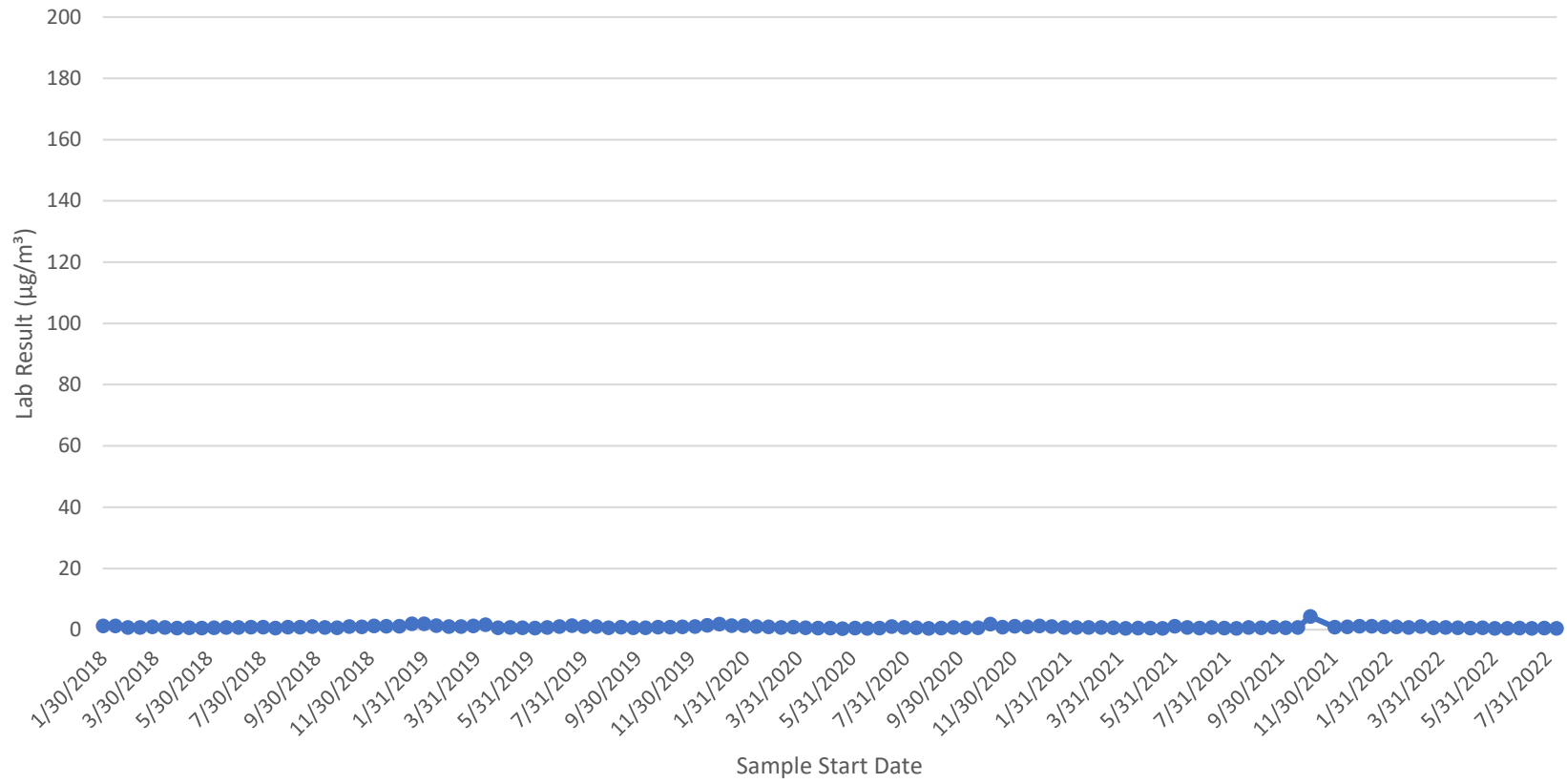


Location 22 Sample Data						
Sample Start Date	Sample Start Date	Sample End Date	Compound	Lab Result ( $\mu\text{g}/\text{m}^3$ )	Lab Qualifier	Outlier
7/27/2022	07/27/2022 09:01 AM	08/10/2022 08:44 AM	Benzene	0.54		No
8/10/2022	08/10/2022 08:44 AM	08/24/2022 08:57 AM	Benzene	0.72		No

Loc 22 Summary Statistics		
Number of Observations =	2	Units
Minimum =	0.54	$\mu\text{g}/\text{m}^3$
Maximum =	0.72	$\mu\text{g}/\text{m}^3$
Mean =	0.63	$\mu\text{g}/\text{m}^3$
Median =	0.63	$\mu\text{g}/\text{m}^3$

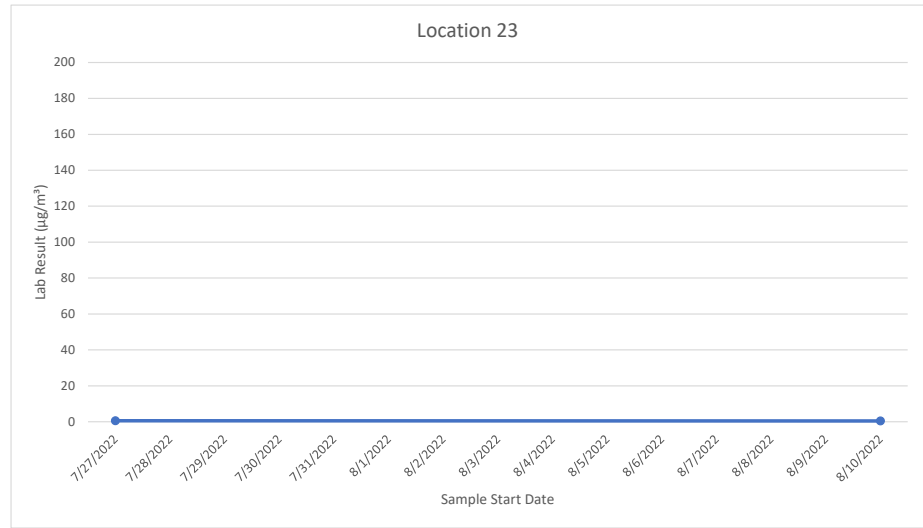
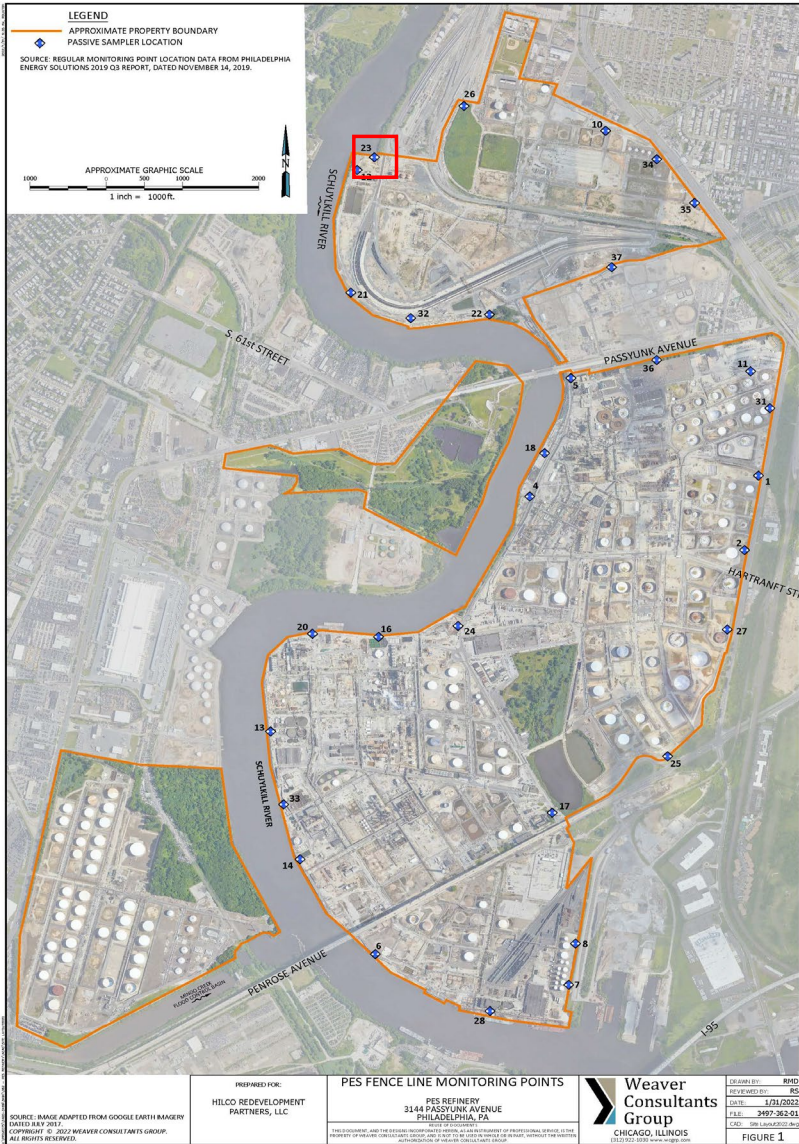


# Location 23



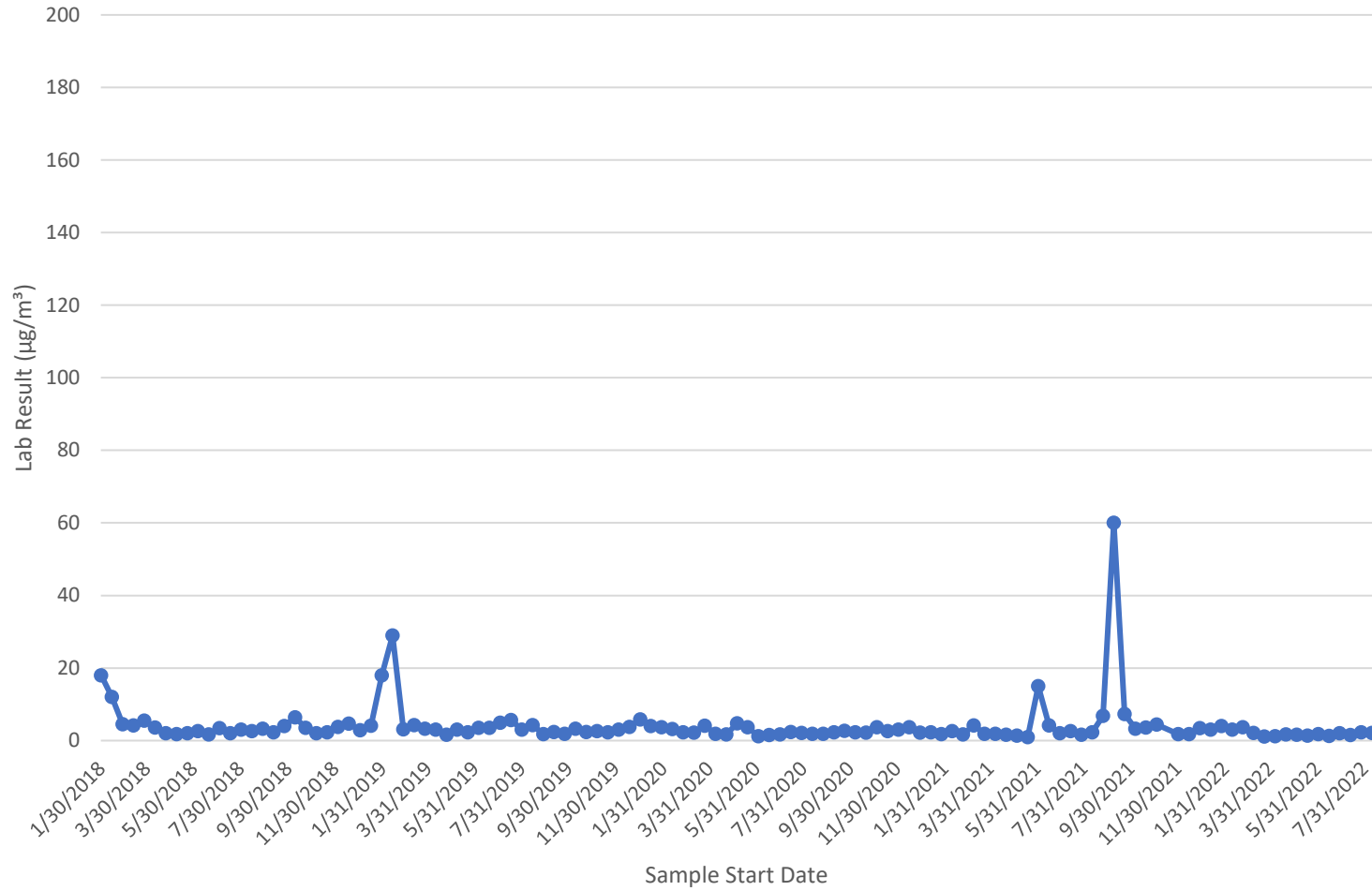
Location 23 Sample Data						
Sample Start Date (without time)	Sample Start Date	Sample End Date	Compound	Lab Result ( $\mu\text{g}/\text{m}^3$ )	Lab Qualifier	Outlier
7/27/2022	07/27/2022 08:39 AM	08/10/2022 08:21 AM	Benzene	0.56		No
8/10/2022	08/10/2022 08:21 AM	08/24/2022 08:33 AM	Benzene	0.44		No

Loc 23 Summary Statistics		
Number of Observations =	2	Units
Minimum =	0.44	$\mu\text{g}/\text{m}^3$
Maximum =	0.56	$\mu\text{g}/\text{m}^3$
Mean =	0.50	$\mu\text{g}/\text{m}^3$
Median =	0.50	$\mu\text{g}/\text{m}^3$



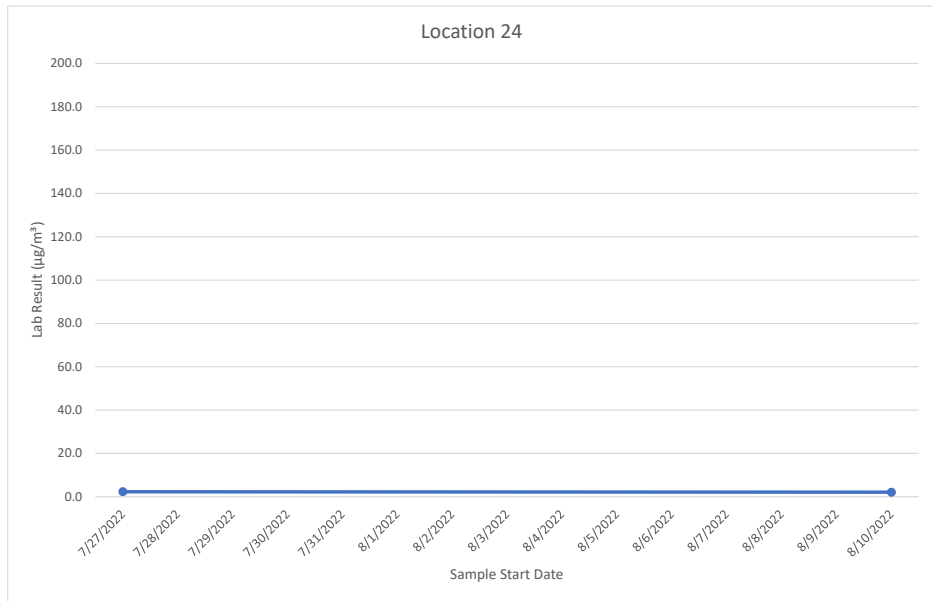


# Location 24

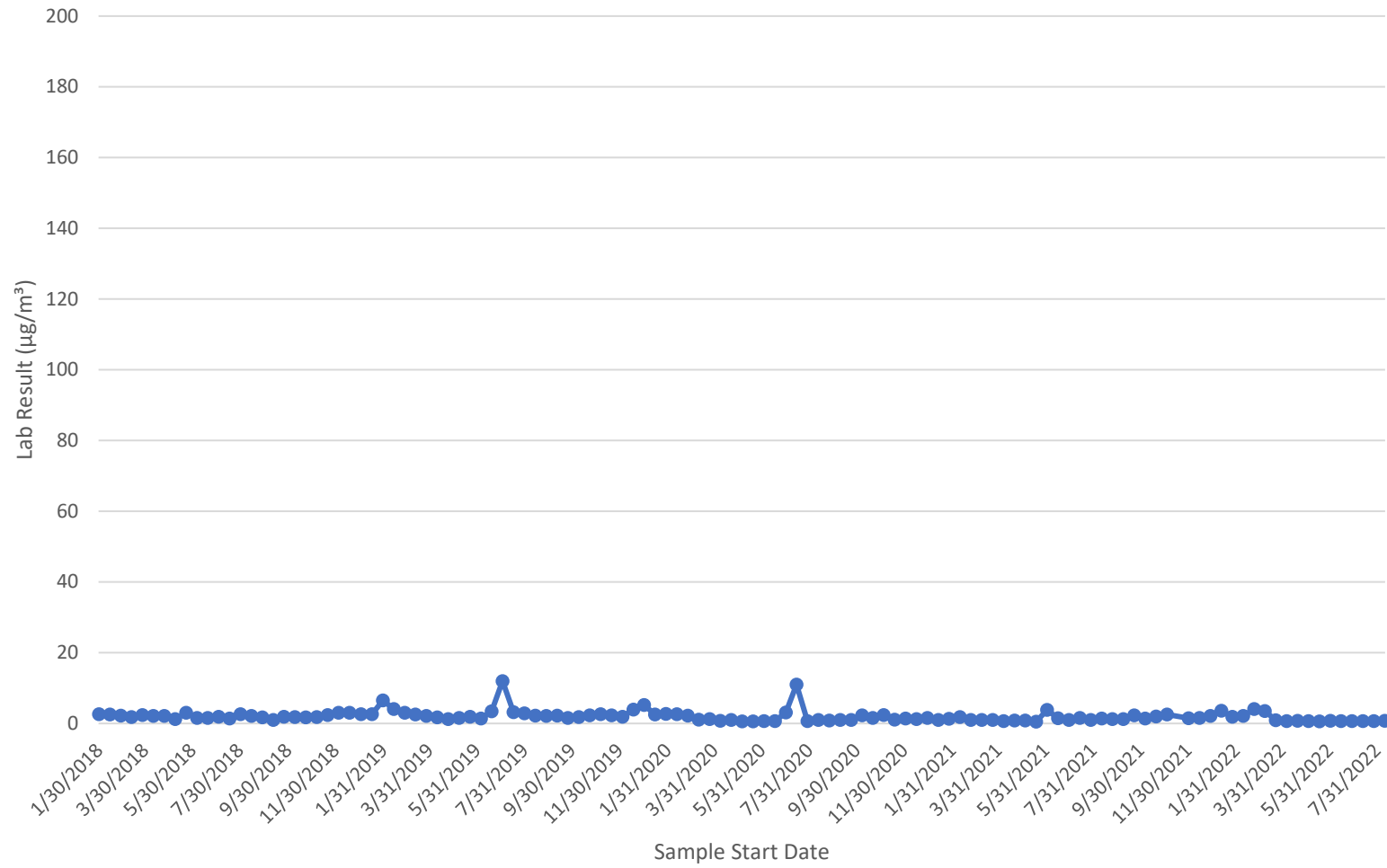


Location 24 Sample Data						
Sample Start Date (without time)	Sample Start Date	Sample End Date	Compound	Lab Result ( $\mu\text{g}/\text{m}^3$ )	Lab Qualifier	Outlier
7/27/2022	07/27/2022 11:25 AM	08/10/2022 11:03 AM	Benzene	2.3		No
8/10/2022	08/10/2022 11:03 AM	08/24/2022 11:10 AM	Benzene	2.1		No

Loc 24 Summary Statistics		
Number of Observations =	2	Units
Minimum =	2.1	$\mu\text{g}/\text{m}^3$
Maximum =	2.3	$\mu\text{g}/\text{m}^3$
Mean =	2.2	$\mu\text{g}/\text{m}^3$
Median =	2.2	$\mu\text{g}/\text{m}^3$

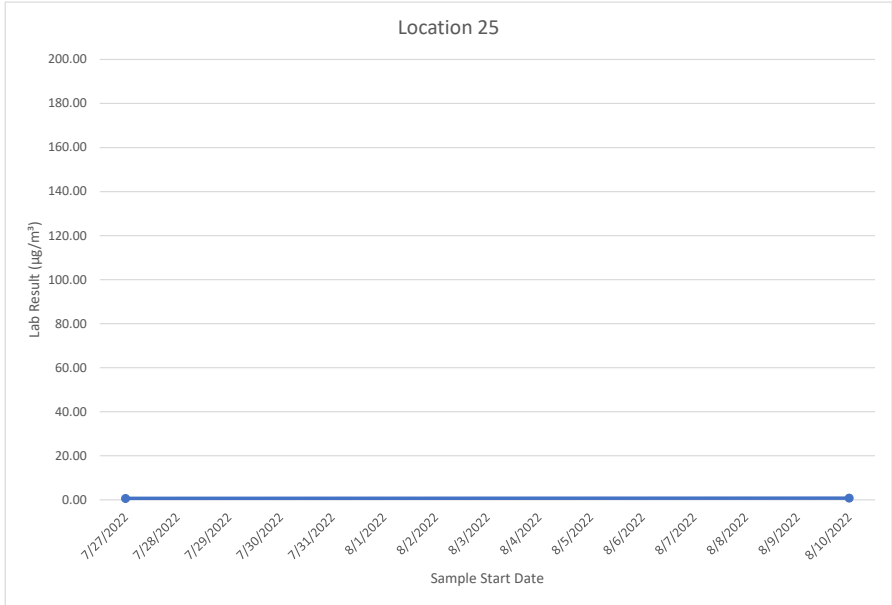
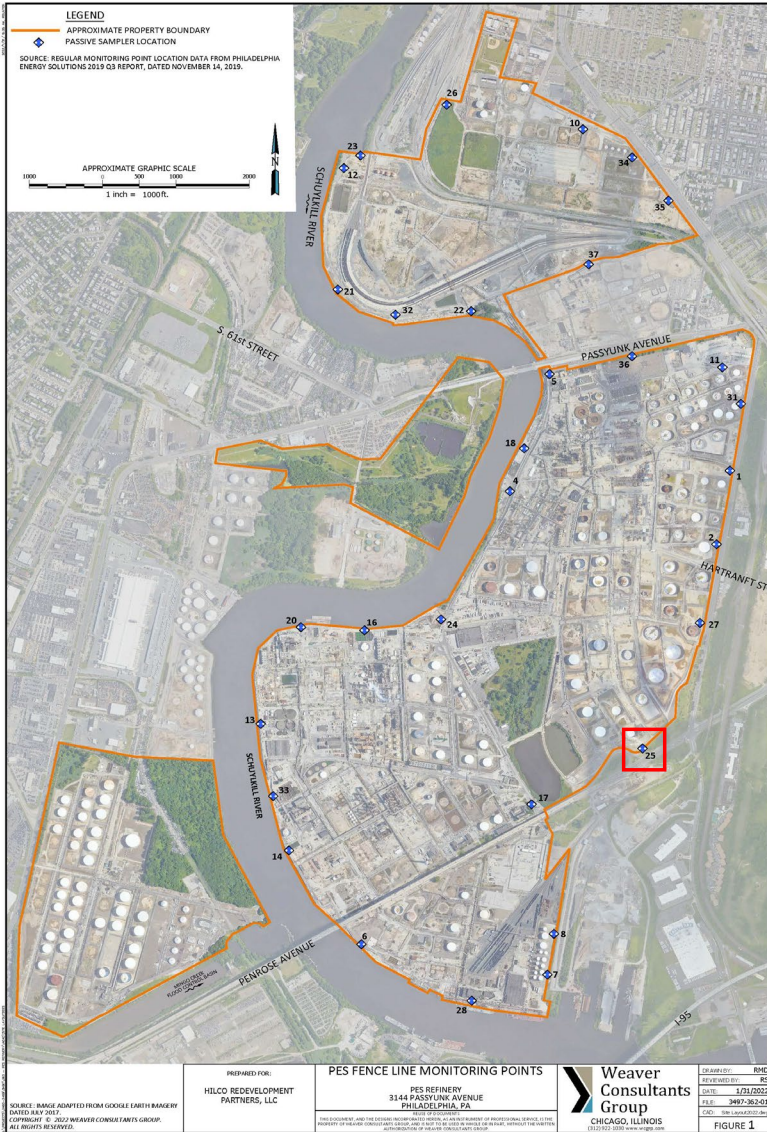


# Location 25

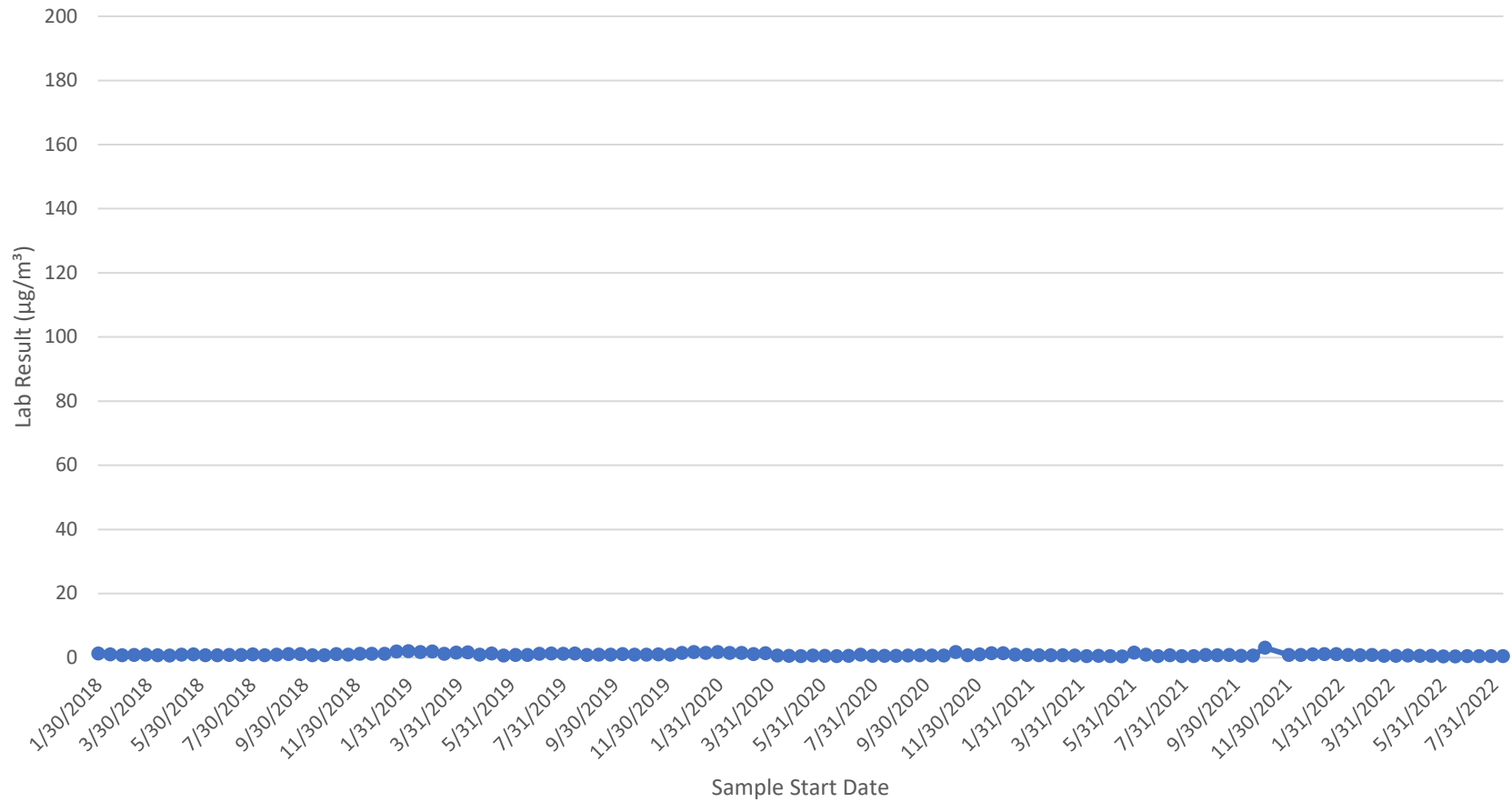


Location 25 Sample Data						
Sample Start Date (without time)	Sample Start Date	Sample End Date	Compound	Lab Result ( $\mu\text{g}/\text{m}^3$ )	Lab Qualifier	Outlier
7/27/2022	07/27/2022 09:58 AM	08/10/2022 09:47 AM	Benzene	0.68		No
8/10/2022	08/10/2022 09:47 AM	08/24/2022 09:50 AM	Benzene	0.77		No

Loc 25 Summary Statistics		
Number of Observations =	2	Units
Minimum =	0.68	$\mu\text{g}/\text{m}^3$
Maximum =	0.77	$\mu\text{g}/\text{m}^3$
Mean =	0.73	$\mu\text{g}/\text{m}^3$
Median =	0.73	$\mu\text{g}/\text{m}^3$

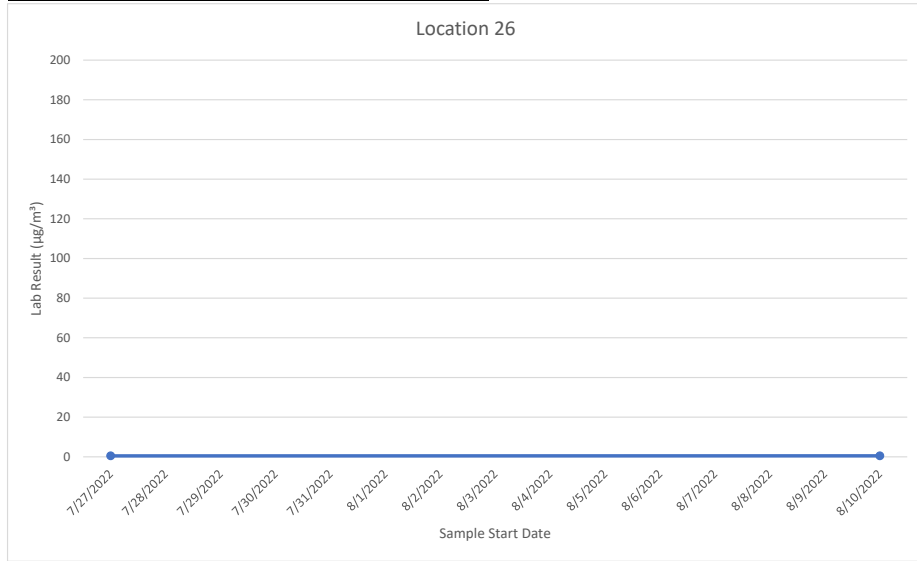
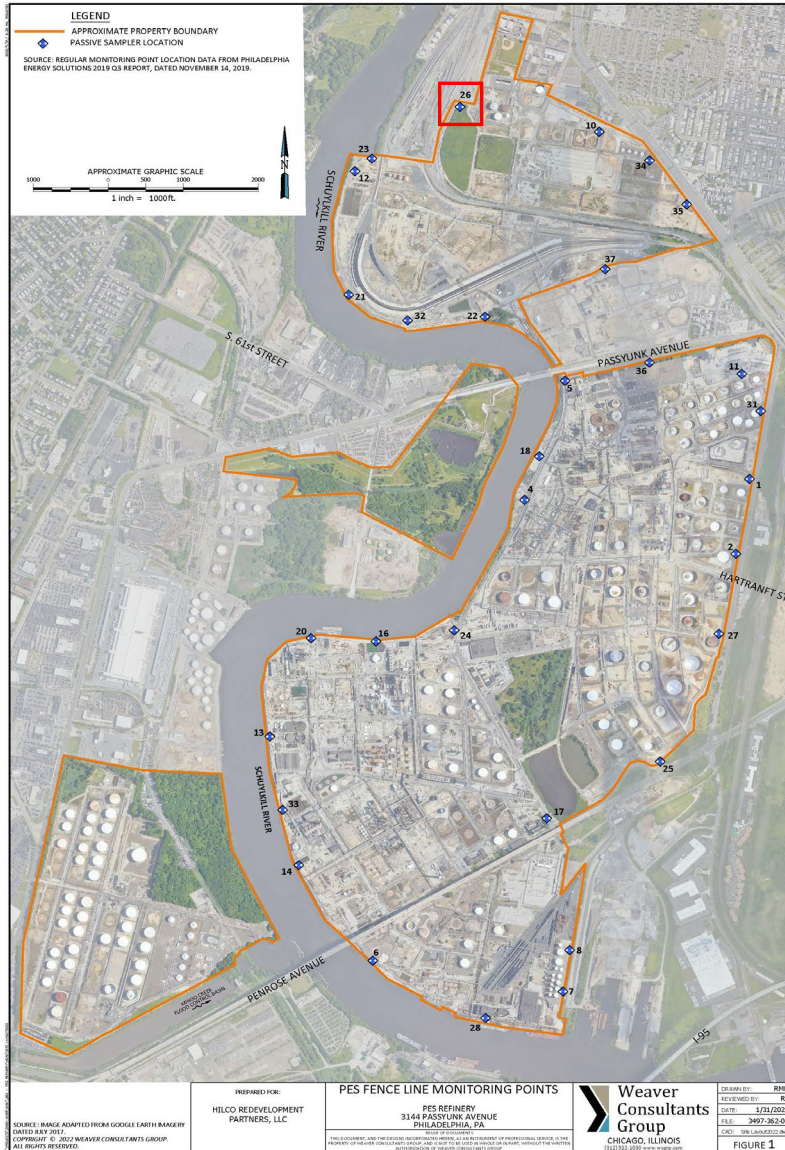


# Location 26

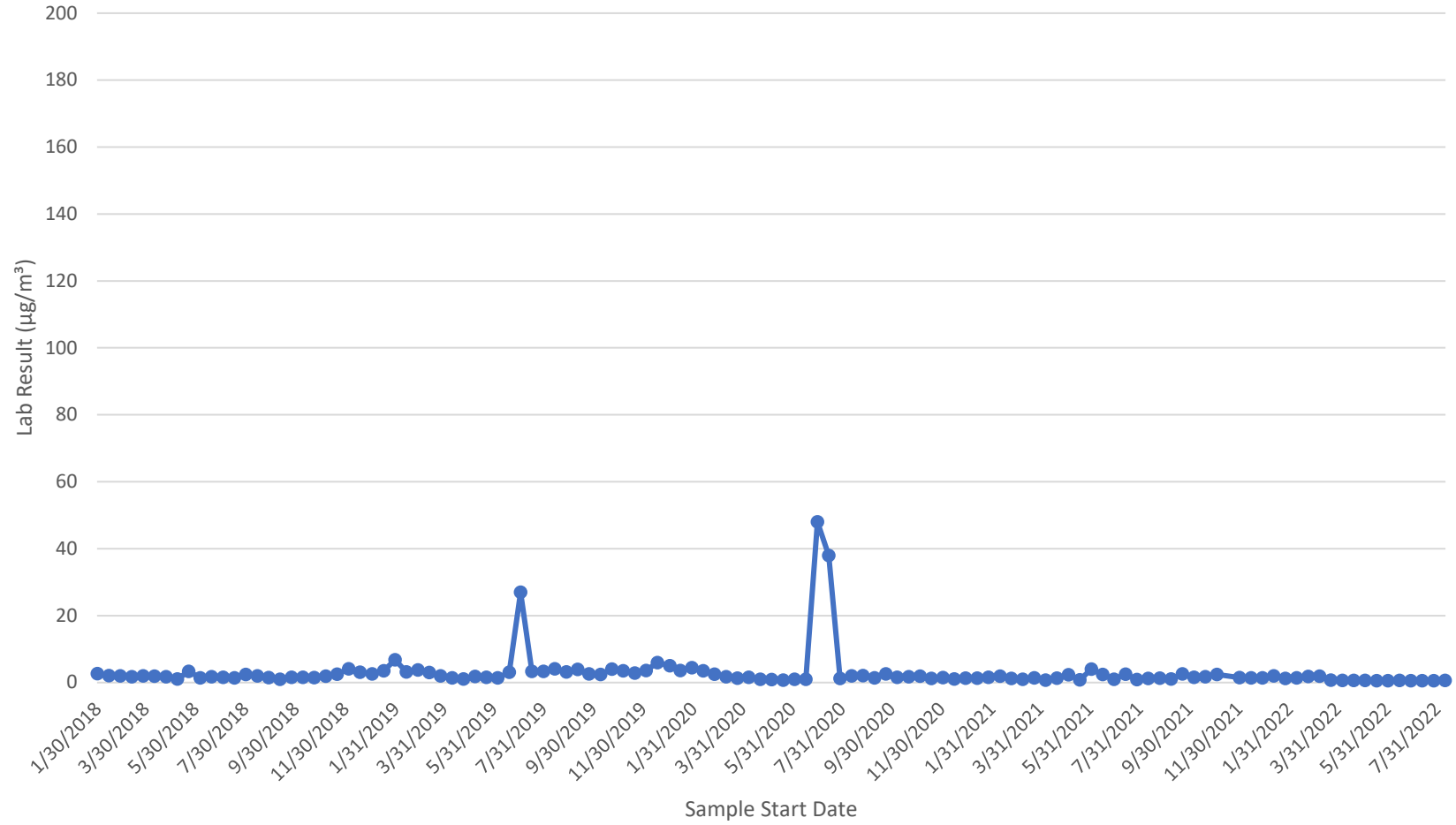


Location 26 Sample Data						
Sample Start Date (without time)	Sample Start Date	Sample End Date	Compound	Lab Result ( $\mu\text{g}/\text{m}^3$ )	Lab Qualifier	Outlier
7/27/2022	07/27/2022 08:32 AM	08/10/2022 08:13 AM	Benzene	0.48		No
8/10/2022	08/10/2022 08:13 AM	08/24/2022 08:23 AM	Benzene	0.51		No

Loc 26 Summary Statistics		
Number of Observations =	2	Units
Minimum =	0.48	$\mu\text{g}/\text{m}^3$
Maximum =	0.51	$\mu\text{g}/\text{m}^3$
Mean =	0.50	$\mu\text{g}/\text{m}^3$
Median =	0.50	$\mu\text{g}/\text{m}^3$

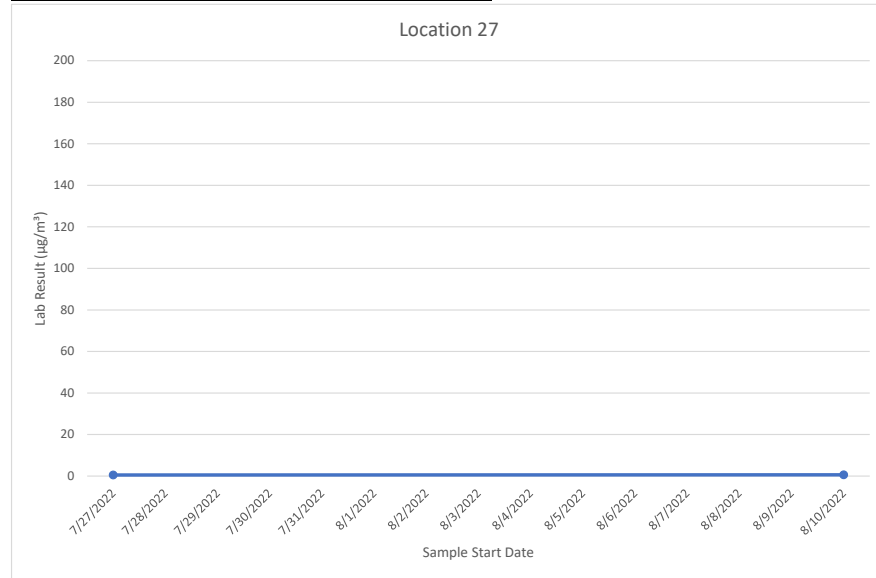


# Location 27



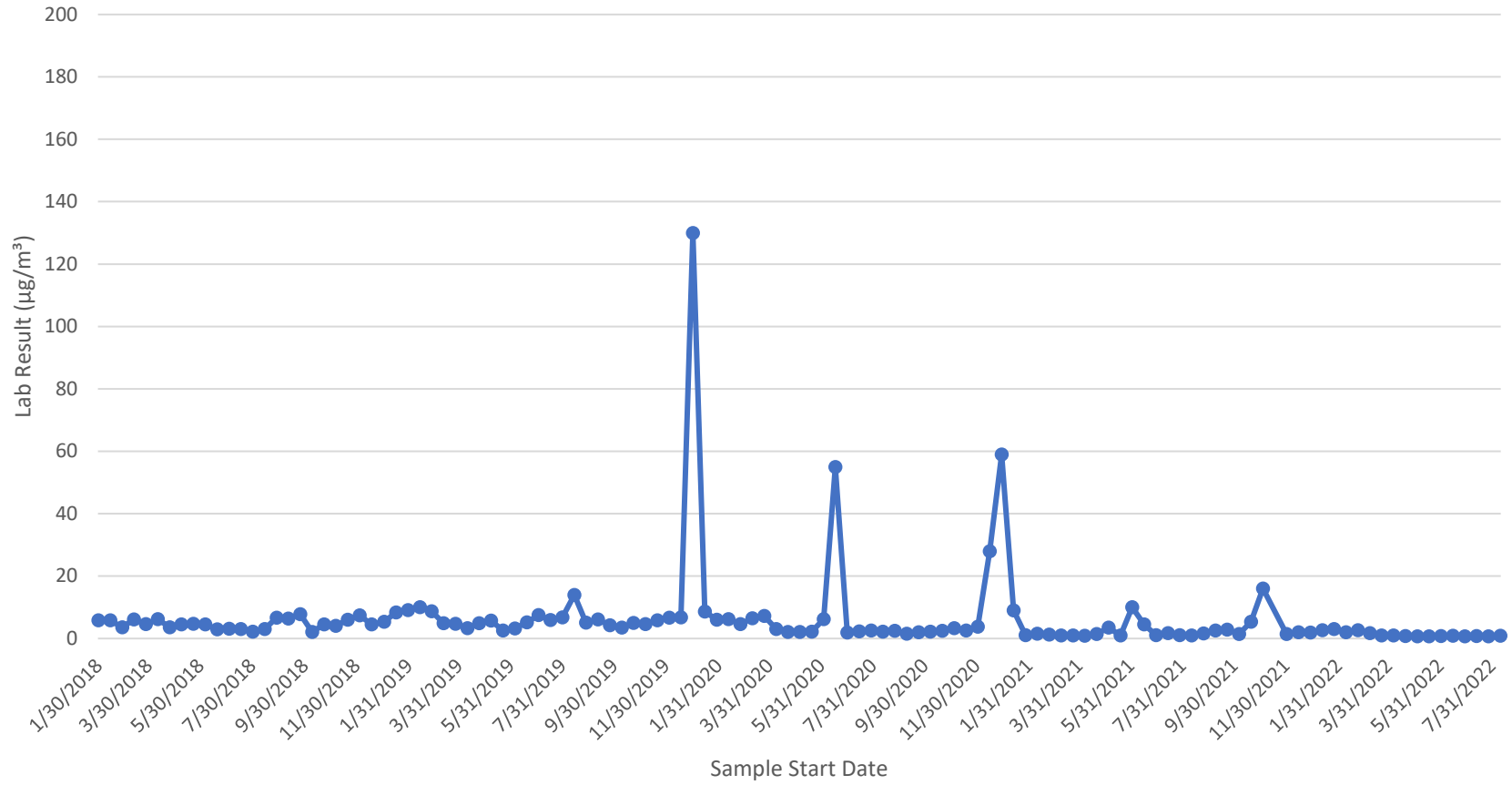
Location 27 Sample Data						
Sample Start Date (without time)	Sample Start Date	Sample End Date	Compound	Lab Result ( $\mu\text{g}/\text{m}^3$ )	Lab Qualifier	Outlier
7/27/2022	07/27/2022 09:52 AM	08/10/2022 09:42 AM	Benzene	0.52		No
8/10/2022	08/10/2022 09:42 AM	08/24/2022 09:46 AM	Benzene	0.61		No

Loc 27 Summary Statistics		
Number of Observations =	2	Units
Minimum =	0.52	$\mu\text{g}/\text{m}^3$
Maximum =	0.61	$\mu\text{g}/\text{m}^3$
Mean =	0.57	$\mu\text{g}/\text{m}^3$
Median =	0.57	$\mu\text{g}/\text{m}^3$



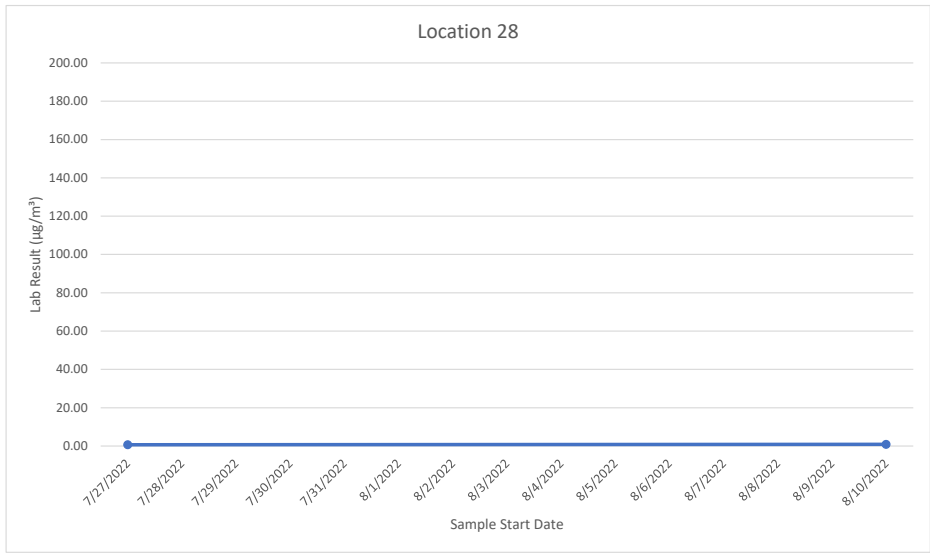
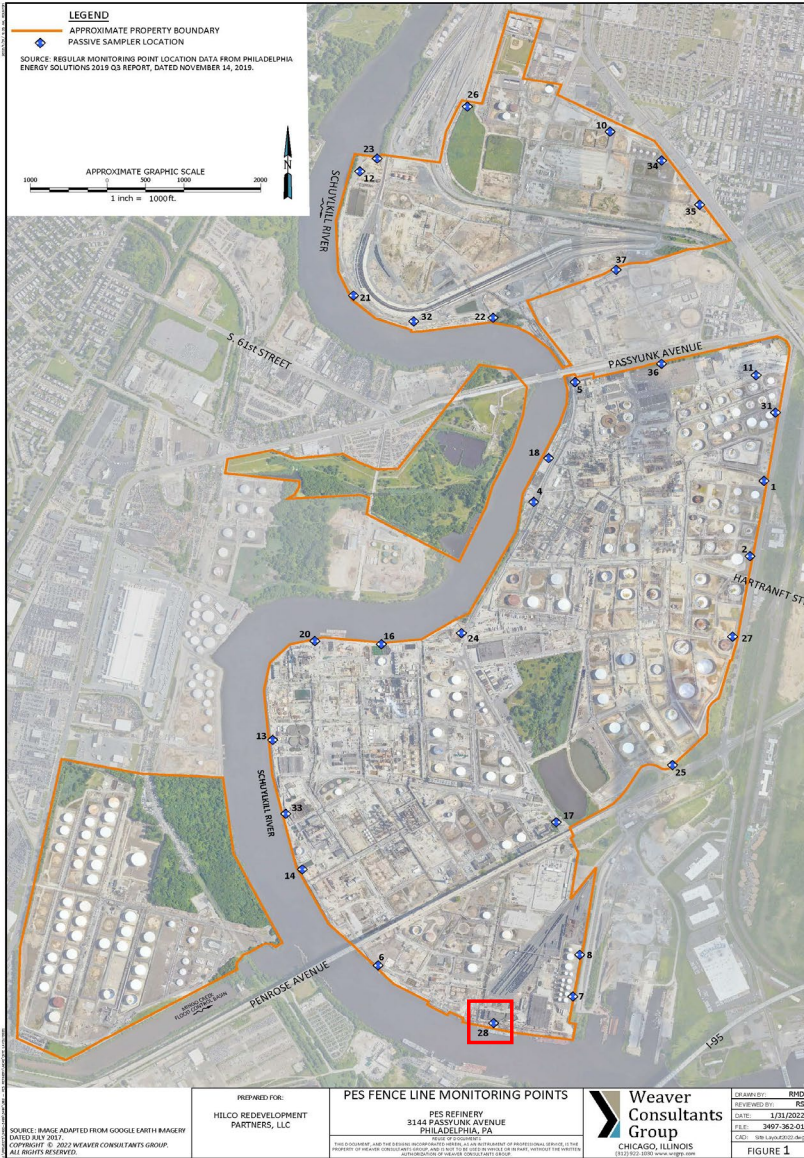


# Location 28

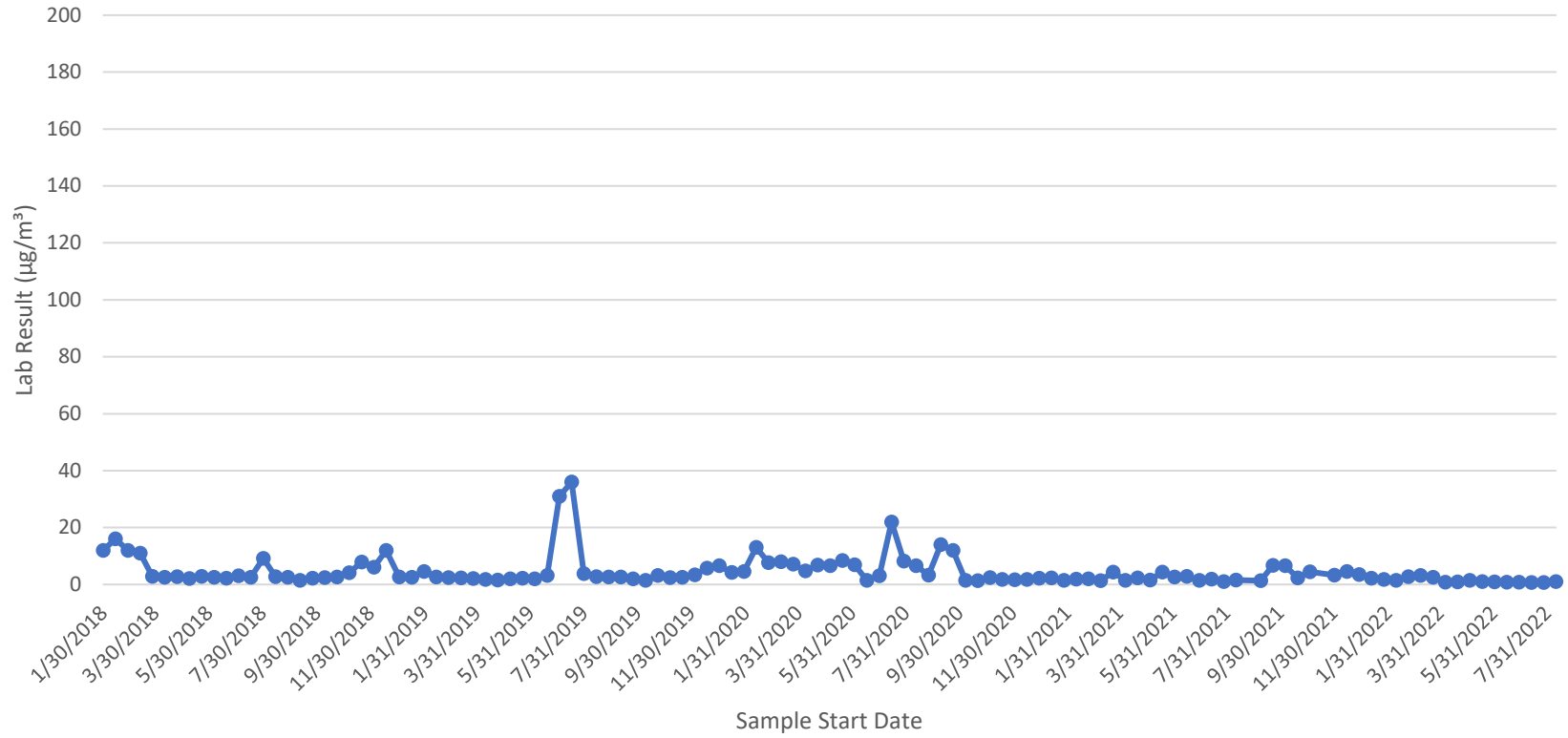


Location 28 Sample Data						
Sample Start Date (without time)	Sample Start Date	Sample End Date	Compound	Lab Result ( $\mu\text{g}/\text{m}^3$ )	Lab Qualifier	Outlier
7/27/2022	07/27/2022 10:38 AM	08/10/2022 10:19 AM	Benzene	0.67		No
8/10/2022	08/10/2022 10:19 AM	08/24/2022 10:23 AM	Benzene	0.89		No

Loc 28 Summary Statistics		
Number of Observations =	2	Units
Minimum =	0.67	$\mu\text{g}/\text{m}^3$
Maximum =	0.89	$\mu\text{g}/\text{m}^3$
Mean =	0.78	$\mu\text{g}/\text{m}^3$
Median =	0.78	$\mu\text{g}/\text{m}^3$

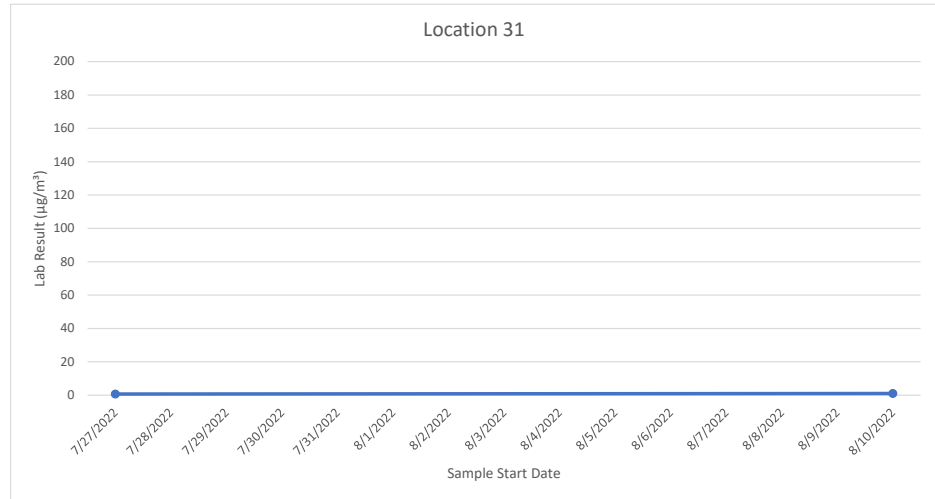


# Location 31

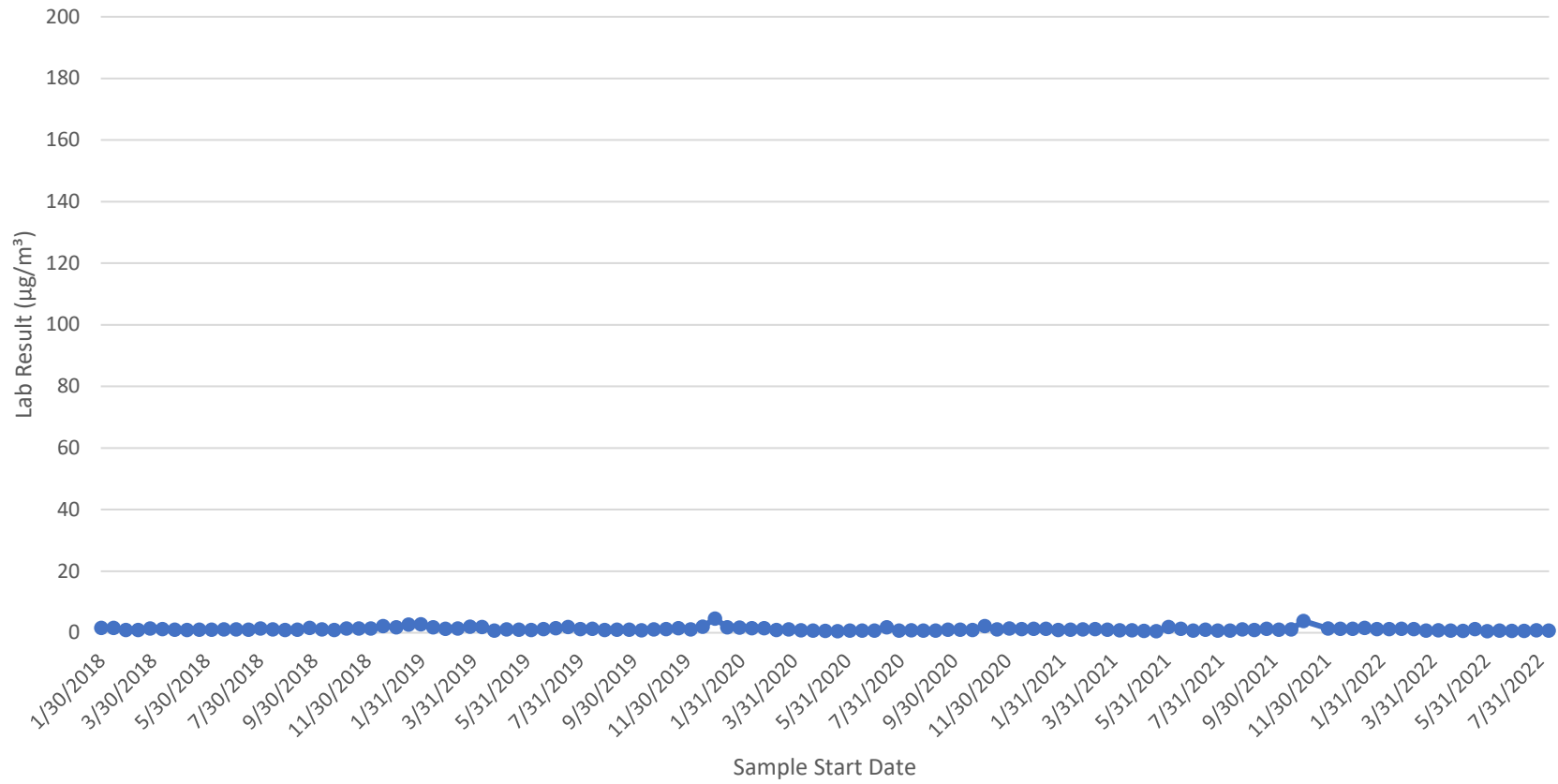


Location 31 Sample Data						
Sample Start Date (without time)	Sample Start Date	Sample End Date	Compound	Lab Result ( $\mu\text{g}/\text{m}^3$ )	Lab Qualifier	Outlier
7/27/2022	07/27/2022 09:32 AM	08/10/2022 09:23 AM	Benzene	0.68		No
8/10/2022	08/10/2022 09:23 AM	08/24/2022 09:28 AM	Benzene	1.0		No

Loc 31 Summary Statistics		
Number of Observations =	2	Units
Minimum =	0.68	$\mu\text{g}/\text{m}^3$
Maximum =	1.0	$\mu\text{g}/\text{m}^3$
Mean =	0.84	$\mu\text{g}/\text{m}^3$
Median =	0.84	$\mu\text{g}/\text{m}^3$

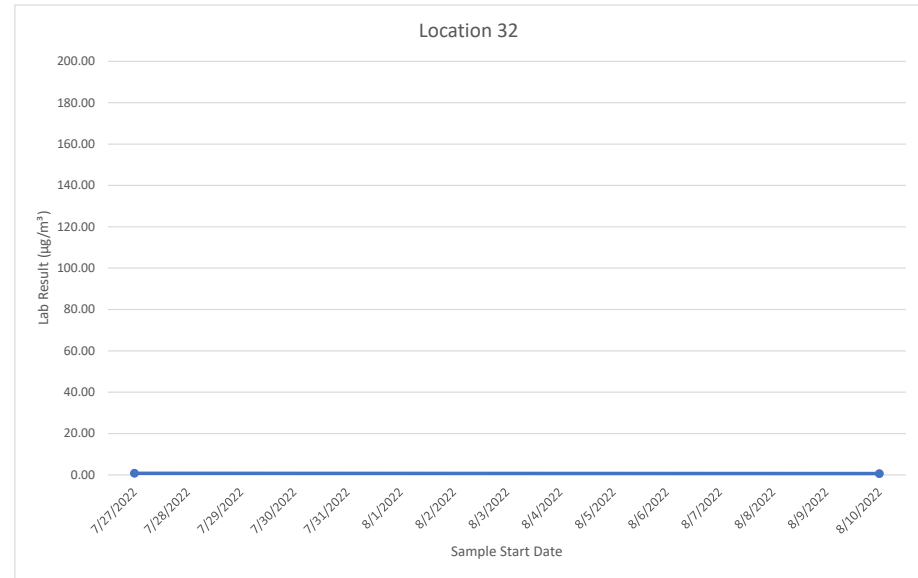
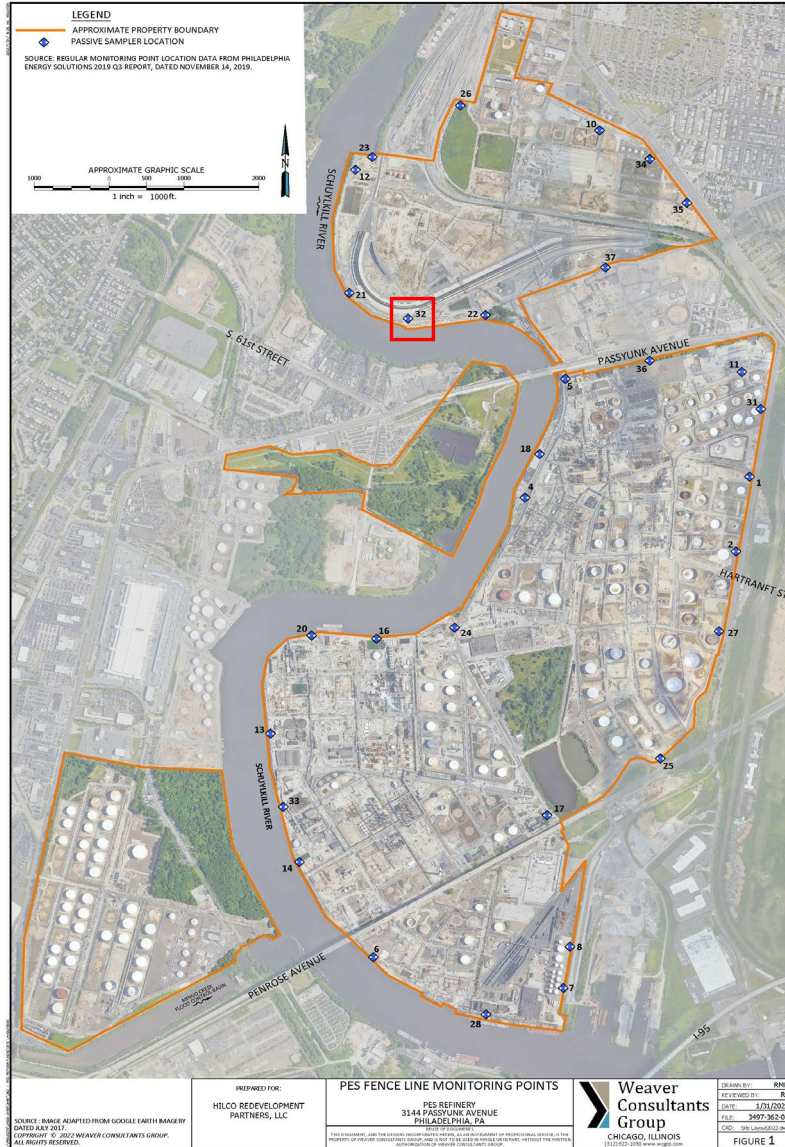


### Location 32

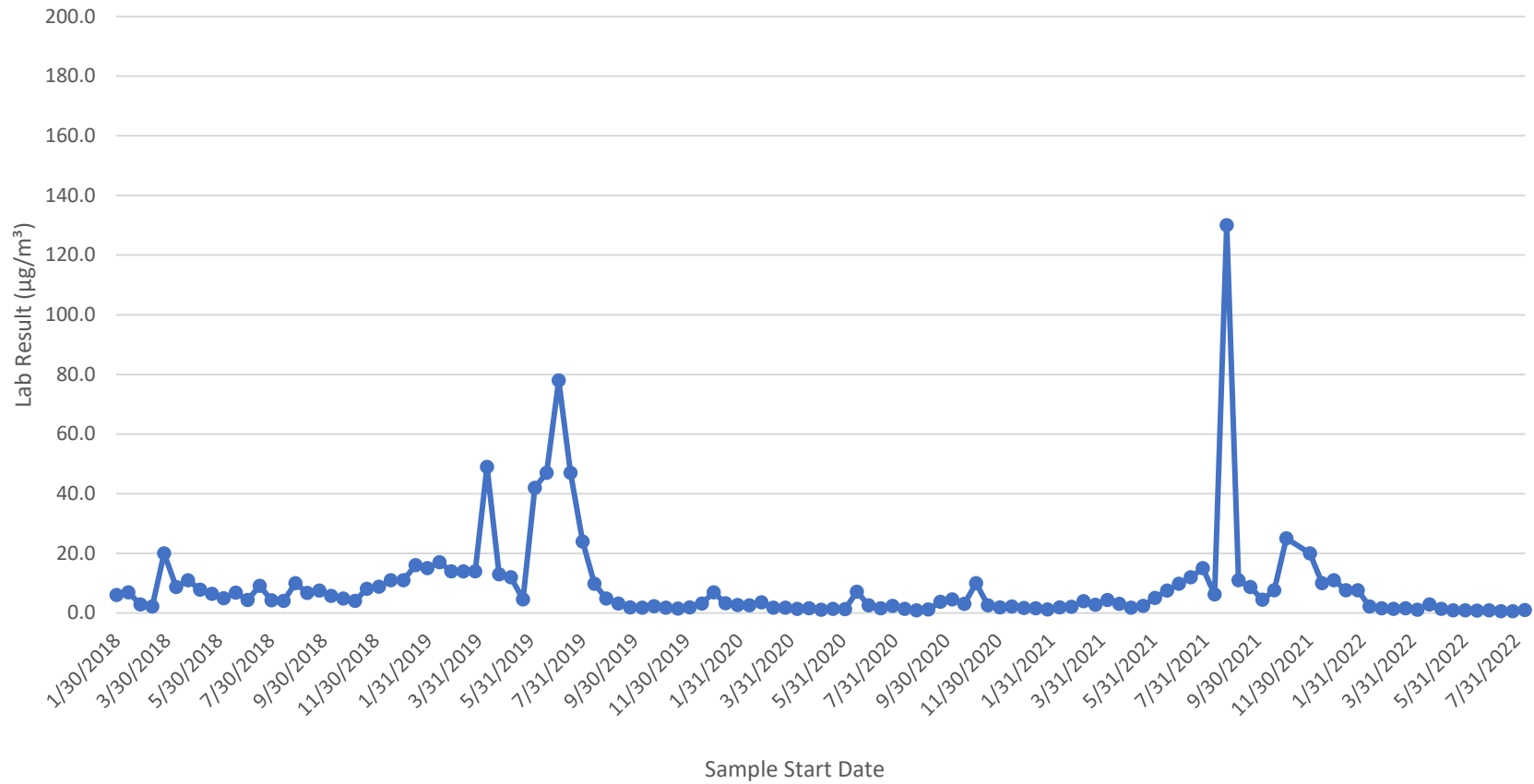


Location 32 Sample Data						
Sample Start Date (without time)	Sample Start Date	Sample End Date	Compound	Lab Result ( $\mu\text{g}/\text{m}^3$ )	Lab Qualifier	Outlier
7/27/2022	07/27/2022 08:55 AM	08/10/2022 08:39 AM	Benzene	0.80		No
8/10/2022	08/10/2022 08:39 AM	08/24/2022 08:51 AM	Benzene	0.68		No

Loc 32 Summary Statistics		
Number of Observations =	2	Units
Minimum =	0.68	$\mu\text{g}/\text{m}^3$
Maximum =	0.80	$\mu\text{g}/\text{m}^3$
Mean =	0.74	$\mu\text{g}/\text{m}^3$
Median =	0.74	$\mu\text{g}/\text{m}^3$

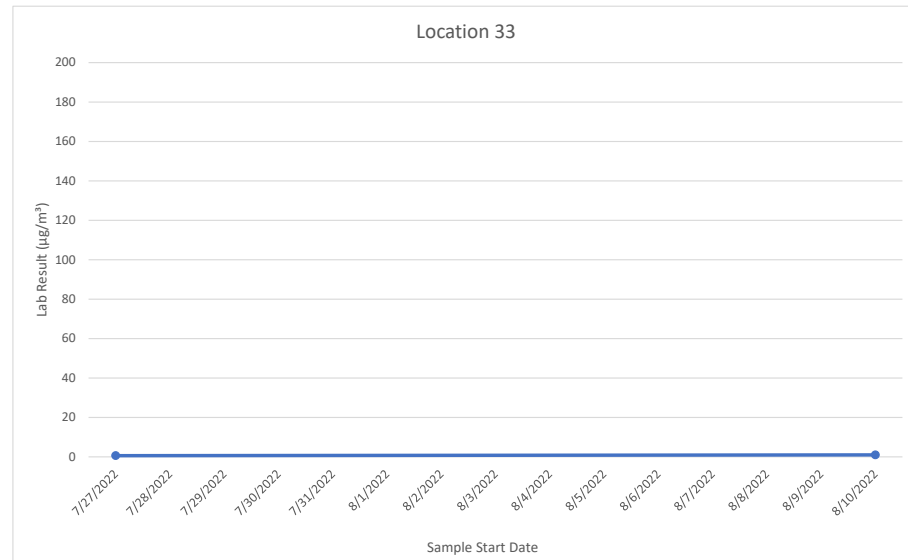
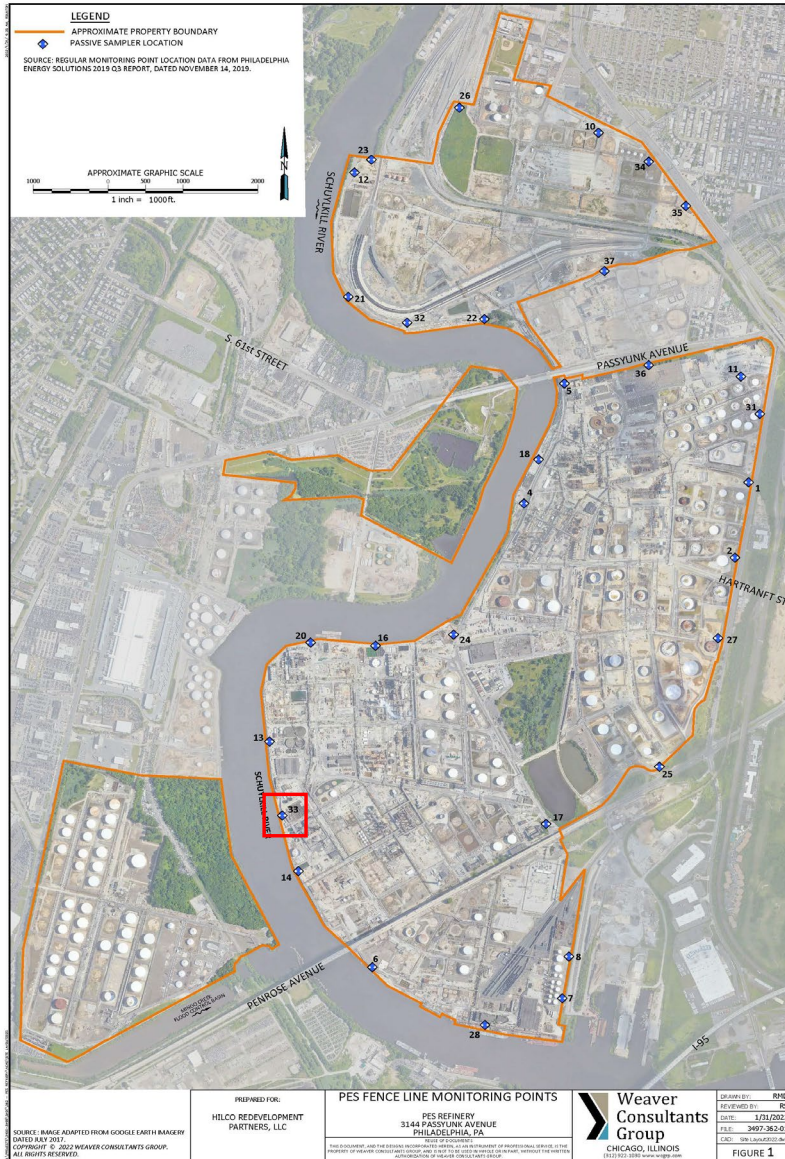


### Location 33



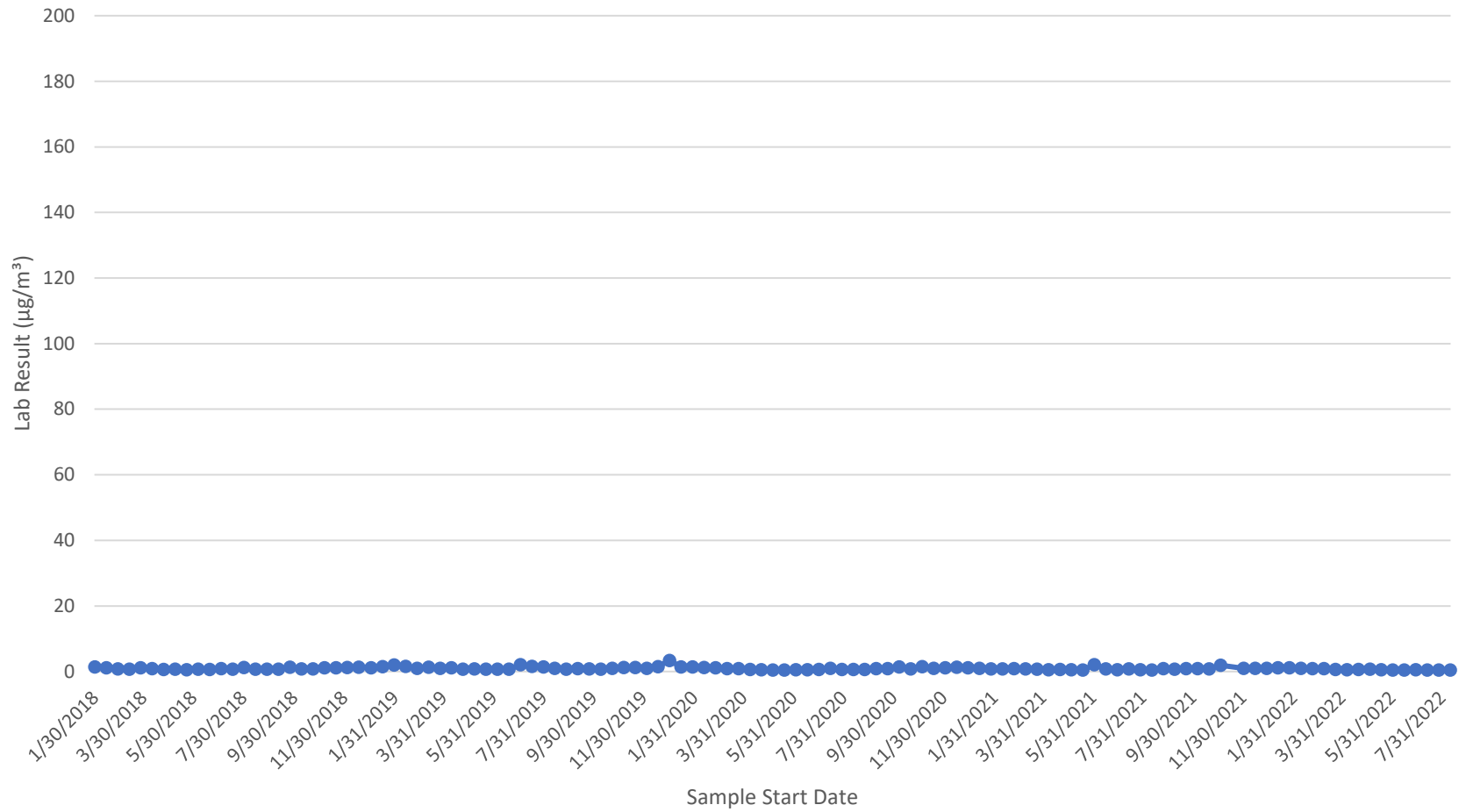
Location 33 Sample Data						
Sample Start Date (without time)	Sample Start Date	Sample End Date	Compound	Lab Result ( $\mu\text{g}/\text{m}^3$ )	Lab Qualifier	Outlier
7/27/2022	07/27/2022 10:58 AM	08/10/2022 05:48 AM	Benzene	0.61		No
8/10/2022	08/10/2022 05:48 AM	08/24/2022 05:43 AM	Benzene	1.0		No

Loc 33 Summary Statistics		
Number of Observations =	2	Units
Minimum =	0.61	$\mu\text{g}/\text{m}^3$
Maximum =	1.0	$\mu\text{g}/\text{m}^3$
Mean =	0.81	$\mu\text{g}/\text{m}^3$
Median =	0.81	$\mu\text{g}/\text{m}^3$



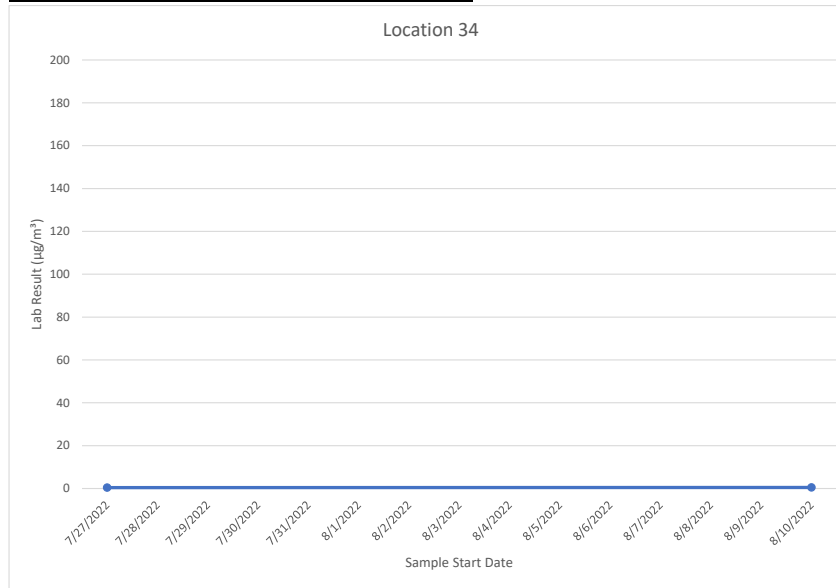
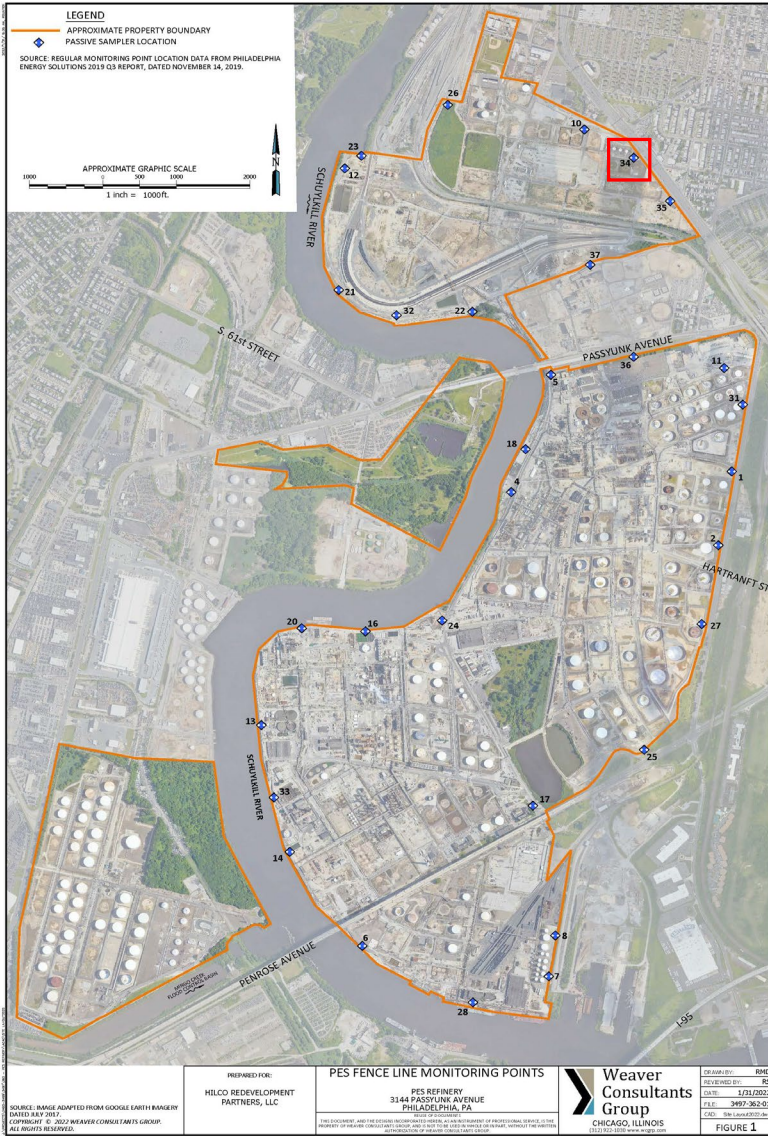


# Location 34

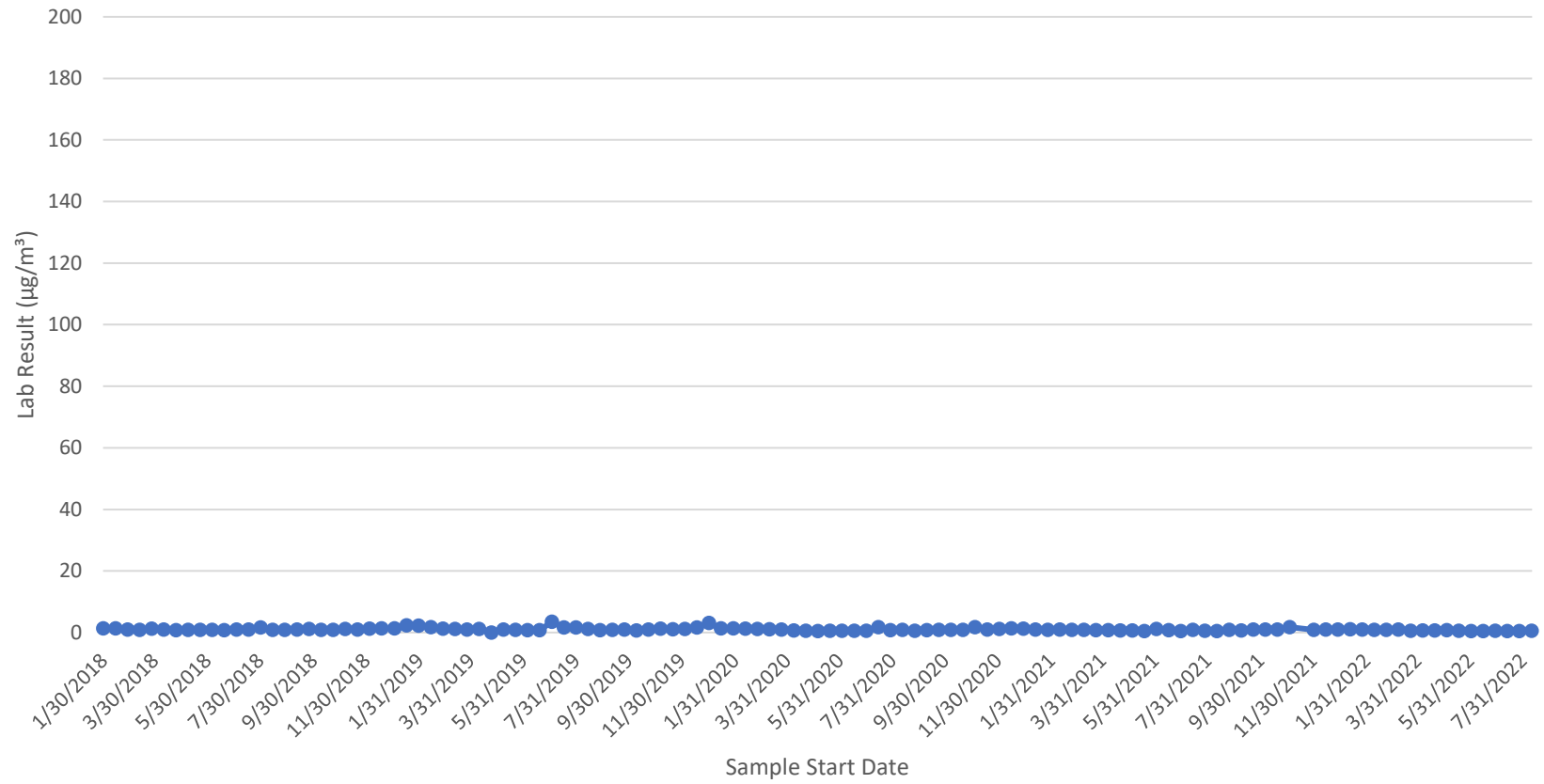


Location 34 Sample Data						
Sample Start Date (without time)	Sample Start Date	Sample End Date	Compound	Lab Result ( $\mu\text{g}/\text{m}^3$ )	Lab Qualifier	Outlier
7/27/2022	07/27/2022 08:11 AM	08/10/2022 08:01 AM	Benzene	0.42		No
8/10/2022	08/10/2022 08:01 AM	08/24/2022 08:07 AM	Benzene	0.49		No

Loc 34 Summary Statistics		
Number of Observations =	2	Units
Minimum =	0.42	$\mu\text{g}/\text{m}^3$
Maximum =	0.49	$\mu\text{g}/\text{m}^3$
Mean =	0.46	$\mu\text{g}/\text{m}^3$
Median =	0.46	$\mu\text{g}/\text{m}^3$

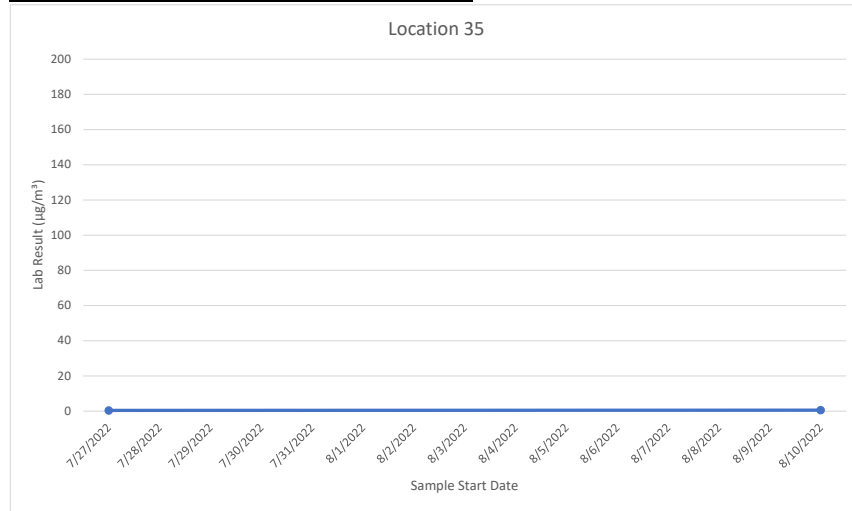


### Location 35

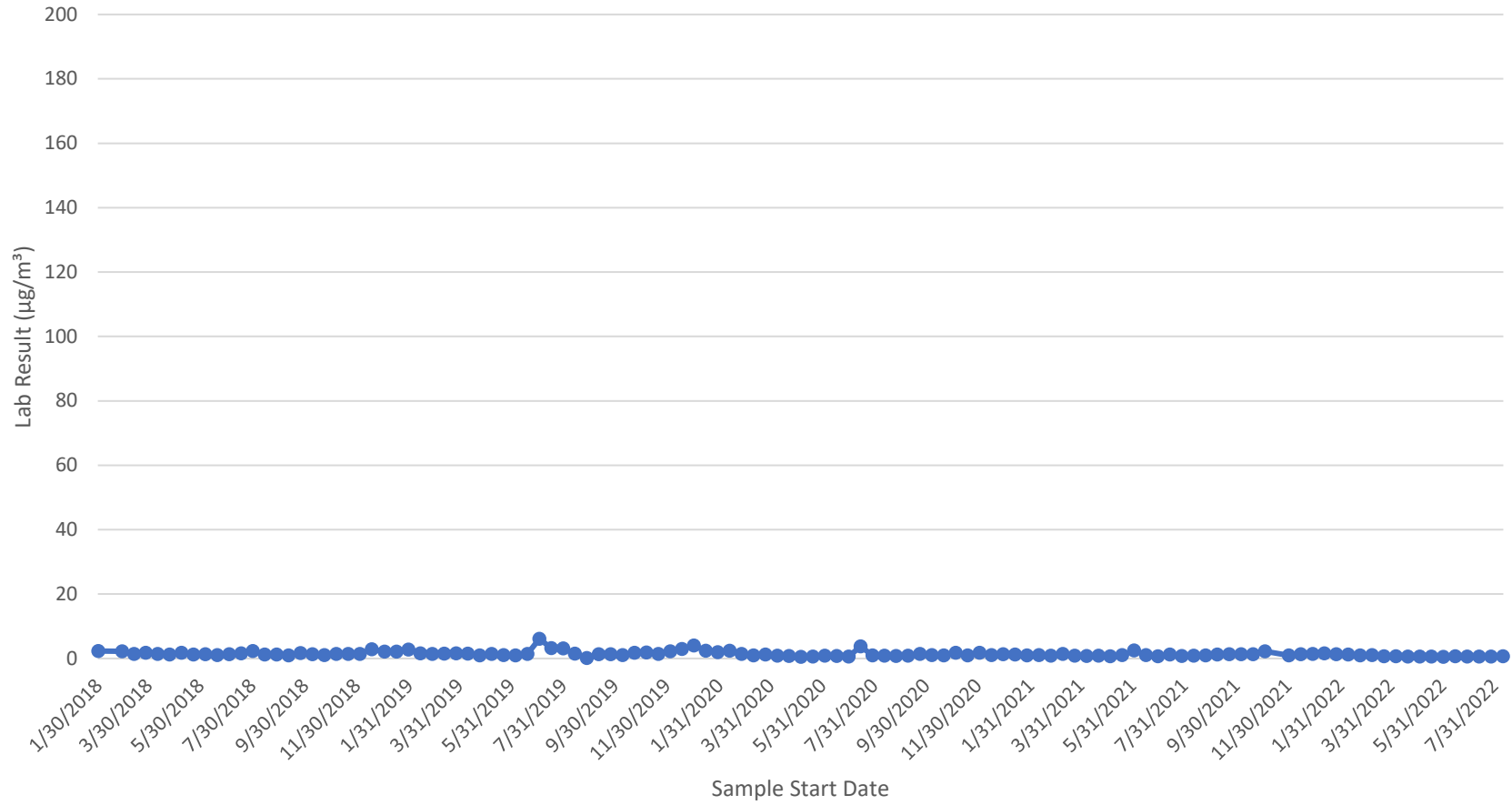


Location 35 Sample Data						
Sample Start Date (without time)	Sample Start Date	Sample End Date	Compound	Lab Result ( $\mu\text{g}/\text{m}^3$ )	Lab Qualifier	Outlier
7/27/2022	07/27/2022 08:02 AM	08/10/2022 07:49 AM	Benzene	0.43		No
8/10/2022	08/10/2022 07:49 AM	08/24/2022 08:01 AM	Benzene	0.56		No

Loc 35 Summary Statistics		
Number of Observations =	2	Units
Minimum =	0.43	$\mu\text{g}/\text{m}^3$
Maximum =	0.56	$\mu\text{g}/\text{m}^3$
Mean =	0.50	$\mu\text{g}/\text{m}^3$
Median =	0.50	$\mu\text{g}/\text{m}^3$

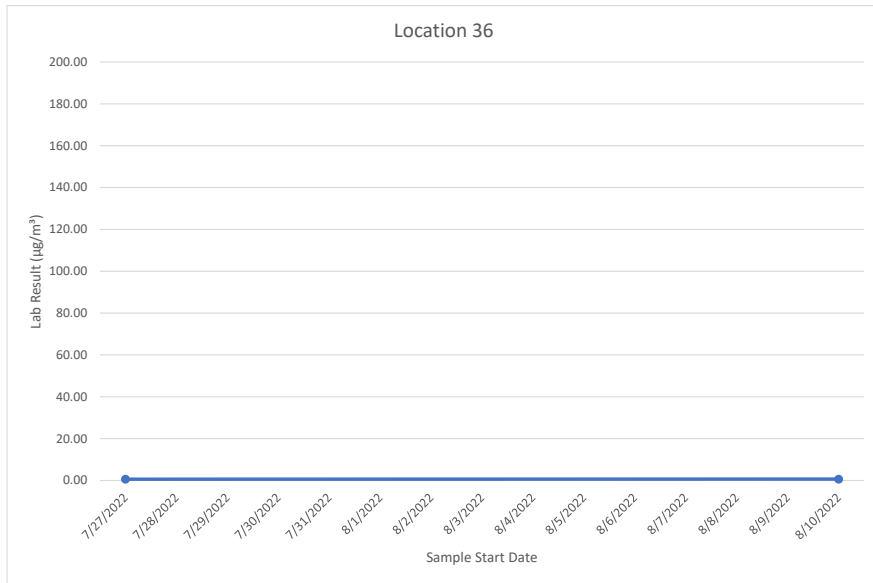
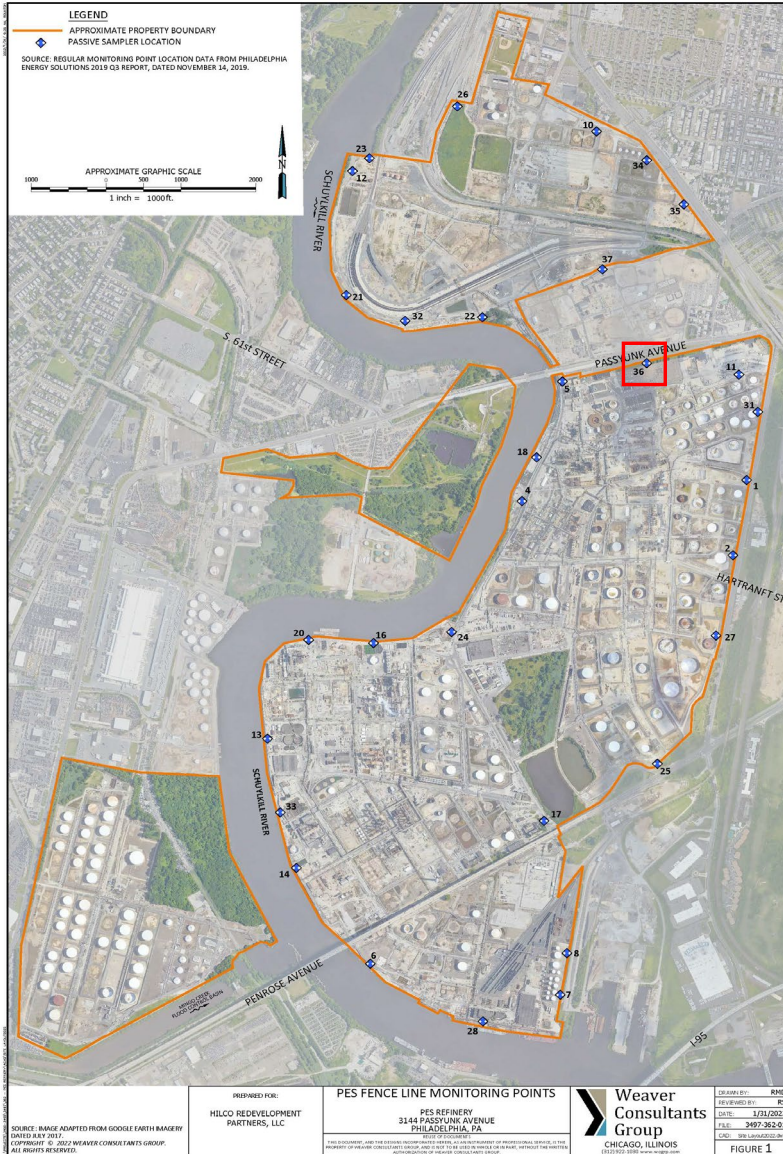


# Location 36



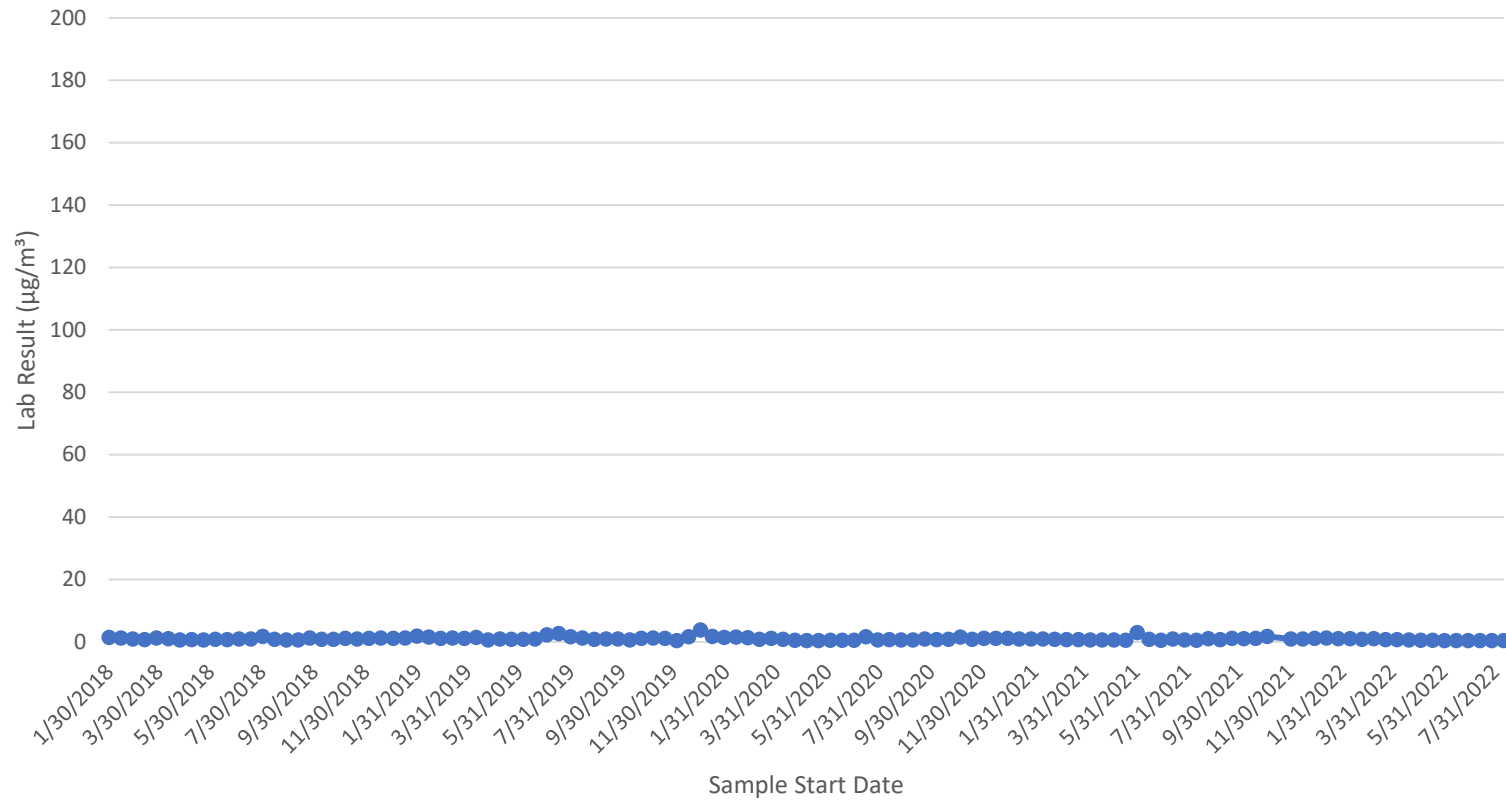
Location 36 Sample Data						
Sample Start Date (without time)	Sample Start Date	Sample End Date	Compound	Lab Result ( $\mu\text{g}/\text{m}^3$ )	Lab Qualifier	Outlier
7/27/2022	07/27/2022 11:37 AM	08/10/2022 11:17 AM	Benzene	0.62		No
8/10/2022	08/10/2022 11:17 AM	08/24/2022 11:20 AM	Benzene	0.68		No

Loc 36 Summary Statistics		
Number of Observations =	2	Units
Minimum =	0.62	$\mu\text{g}/\text{m}^3$
Maximum =	0.68	$\mu\text{g}/\text{m}^3$
Mean =	0.65	$\mu\text{g}/\text{m}^3$
Median =	0.65	$\mu\text{g}/\text{m}^3$



DRAWN BY: RMD  
 REVIEWED BY: BS  
 DATE: 8/10/2022  
 FILE: 3497-362-01  
 CNO: 0916180202-00  
 FIGURE 1

### Location 37



Location 37 Sample Data						
Sample Start Date	Sample Start Date	Sample End Date	Compound	Lab Result ( $\mu\text{g}/\text{m}^3$ )	Lab Qualifier	Outlier
7/27/2022	07/27/2022 07:54 AM	08/10/2022 07:43 AM	Benzene	0.43		No
8/10/2022	08/10/2022 07:43 AM	08/24/2022 07:55 AM	Benzene	0.47		No

Loc 37 Summary Statistics	
Number of Observations = 2	Units
Minimum = 0.43	$\mu\text{g}/\text{m}^3$
Maximum = 0.47	$\mu\text{g}/\text{m}^3$
Mean = 0.45	$\mu\text{g}/\text{m}^3$
Median = 0.45	$\mu\text{g}/\text{m}^3$

